

EN


2025  
2026







**BARAZZA**  
taste of design

# HOW TO READ THIS CATALOGUE

## Technical information

**86x51 cm Easy built-in and flush sink**  
1 bowl + drainer



**5**

Product benefits

Types of installation

**1**

Accessories Products

**4**

---

**FEB** **FT** Accessories: **8 17 20 25 40 43 61 62 66 71**

- extra-thick AISI 304 stainless steel
- bowl with radius "15"
- 40x40x21.5 h cm bowl
- equipment: 3½" basket strainer waste, stainless steel drain cover, perimeter overflow
- tap hole: 1 standard hole, 2nd and 3rd hole upon request
- base unit for bowls: 60 cm
- 84x49 cm cut out flush-top: see website

**2**

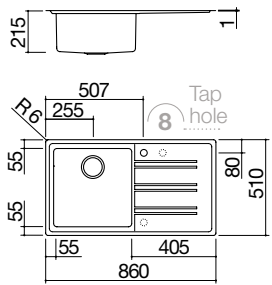
Technical features

**6**

Base

**7**

Technical drawing



**STAINLESS STEEL drainer RH** code **1LES91PD**  
**STAINLESS STEEL drainer LH** code **1LES91PS**

**3**

Product code

### 1 Types of installation

Barazza products are available with different types of edging and installations. Please see the flap on the right for the key.

### 2 Technical features

All technical features are specified in the text for each product. Standard equipment is indicated at the bottom of each page.

### 3 Product code

Products can be identified immediately using the product code. The product code is required when formulating an order.

### 4 Accessories

Every Barazza product has a specific range of dedicated accessories such as stainless steel bowl covers, polished steel baskets, chopping boards and colanders, designed to help make the kitchen even more functional. For more information, please see the Accessories section on page 408.

### 5 Product benefits

The icons indicate the main features specific to each product. Please see the flap on the right for the key.

### 6 Base

"Base" is understood to mean the smallest standard unit in which the product can be installed.

### 7 Technical drawing

Technical drawings include the size and technical features of the product. The size of the hole for built-in installations is specified in the text. For flush and undermounted installations, please see the technical data sheets available online at [www.barazzasrl.it](http://www.barazzasrl.it).

### 8 Tap hole

Barazza's sinks come with a tap hole measuring 3.5 cm, meaning you do not need to make a hole in the kitchen worktop. Many models can be customised on request at the order stage to include two, three or five holes, required if you decide to add a remote control or handy soap/detergent dispenser. Optional holes are marked on the technical drawings with a dotted line.

The simplicity of stainless steel.  
Our ability to  
shape it in designer objects.  
A penchant  
for things designed well,  
and made even better.  
Our preference for  
handcrafted tradition  
and technological innovation.  
This is what pushes us  
to create kitchen solutions  
with high performance.  
Transforming our passion  
into excellence  
that creates passion.

# ONE *FAMILY* ITS GREAT *ENTERPRISE.*

It's **1968**, and **Pietro and Antonio Barazza** establish their company in **Santa Lucia di Piave**, in the heart of Treviso's Stainless Steel Valley, near the lovely towns of Conegliano and Vittorio Veneto.





Barazza's story is a family story that becomes a company story. Guided by their passion for beauty and experimentation, the Barazza brothers launched an entrepreneurial adventure that continues to be handed down from generation to generation. Their passionate spirit of the early days lives on thanks to their unflagging desire to make technology beautiful.



# A TRIP THROUGH *TIME*, A *STORY* IN THE FUTURE.

The Barazza collection has grown over time, the company strengthens its presence, first on the **Italian market**, then **internationally**. A passion for **design, beauty and style** makes Barazza a reference in the production of stainless steel kitchen products and appliances.





Today, Barazza is a **sector leader** as it continues to evolve, keeping alive the entrepreneurial spirit of its early days: technological innovation, quality and design remain at the heart of its philosophy, making every product a **symbol of Italian excellence**.

STEEL

# FROM THE *MATERIAL*, THE SHAPES OF *EXCELLENCE*.


For Barazza, stainless steel has been both a raw material and a source of inspiration **for almost 60 years.**

From this meld of intentions, ingenious works continue to take shape: products that are made to last and create excitement every day as much as the first.


SATIN



TRAMA




MAT



VINTAGE



SOFT-V





For its creations, Barazza prefers **AISI 304 stainless steel** that boasts exceptional hygiene and resistance to corrosion. The Outdoor collection is made using **AISI 316 stainless steel**, which is known for its extraordinary beauty and weather resistance.



MADE IN ITALY

THOUGHT,  
INSPIRATION,  
CREATION.  
DESIGN  
*LIVES HERE.*

Founded in Santa Lucia di Piave, Italy, Barazza is constantly inspired by the beauty of its country's landscapes and art, and incarnates the true spirit of the **Made in Italy** philosophy.






Culture and artistic tradition merge in a **unique and distinctive design signature** identifying Barazza's unique solutions. The firm's constant drive to change feeds its desire to create products that exceed aesthetic, functional, dimensional and compositional expectations.

Barazza achieves this thanks to its production system that relies on the **ability of its people** to put their **own unique characteristics at the service of the group**.

These are professionals who know that great results are achieved together, by sharing in every stage of the project. This is how they create exceptional, sometimes "tailor-made" products, ones that don't just meet quality standards, but are the fruit of a personal quest for perfection.

# THE *FOURTH* INDUSTRIAL REVOLUTION.

Barazza has implemented the Industry 4.0 system, the fourth industrial revolution, a system that incorporates advanced digital technologies in production and industrial processes. It is a paradigm based on automation, interconnection and data analysis to improve efficiency, productivity and flexibility. The introduction of an interface between the management system and the equipment was designed to simplify planning and programming.





At the same time, adopting **Lean manufacturing** increases efficiency, reduces costs, and improves quality and customer satisfaction. These technologies and methodologies make it possible to continuously optimise processes and products, while giving Barazza a major competitive edge.

# THE QUEST FOR PERFECTION, FROM *QUALITY* TO *ENVIRONMENTAL* *PROTECTION.*

Barazza has been awarded **UNI EN ISO 9001** certification, guaranteeing quality control and optimised production processes to ensure customer satisfaction.

Barazza complies with **UNI EN ISO 14001**, reflecting its commitment to improve its environmental system by managing its business's impact in an environmentally sustainable manner, optimising natural and energy resources and controlling waste disposal to prevent pollution.





# BARAZZA: A COMPLETE RANGE OF SOLUTIONS FOR EVERY NEED AND EVERY TASTE.

**Collections** offer a wide range of coordinated elements. The **Fusion** line offers made-to-measure and built-in worktops for a custom kitchen. With **Made to measure**, the customer has total freedom to create their own custom design. The **Outdoor** collection was created to furnish outdoor spaces.

Functionality and style in every environment.





1 / COLLECTIONS



2 / FUSION



3 / MADE TO MEASURE



4 / OUTDOOR

---

# 1 / COLLECTIONS

Barazza Collections offer elegant oven systems and coordinated products, hobs, cooker hoods, refrigerators, dishwashers, sinks, accessorised channels, taps and accessories.



Each piece is created with a distinctive aesthetic, as coordinated details, various types of edge, exclusive steel finishes, knobs and dedicated accessories add prestige and personality, making each kitchen unique and personal.



# AURA

Using its experience in the world of kitchens, Barazza has created the new Aura appliance line: built-in dishwashers and refrigerators that bring new life to the kitchen.

Advanced technology, innovative functions, new sizes, attention to detail and exceptional materials combine to offer a new way to express well-being in the kitchen.





# Aura



Cold. Water. Style.








Icon Steel built-in compact coffee machine - page 124 - **code 1CFEVS**  
 Icon Steel built-in compact combi-steam oven - page 123 - **code 1FEVSVC**  
 Icon Steel built-in warming drawer - page 126 - **code 1CEEVS**  
 Icon Steel built-in vacuum sealer drawer - page 125 - **code 1CSEVS**  
 90 cm Lab Evolution built-in and flush hob - page 187 - **code 1PLE9ID**  
 90 cm Lab Evolution downdraft built-in and flush cooker hood - page 205 - **code 1KLE9**  
 80x46 cm Flexi R. "0" built-in and flush square bowl - page 277 - **code 1QA8411**  
 90 cm built-in and flush channel h.7 - page 316 - **code 1CI97**  
 City mixer tap - page 391 - **code 1RUBCY**  
 60 cm Aura Advance built-in combi-refrigerator - page 221 - **code 1FCA6I**  
 60 cm Aura Advance fully integrated built-in dishwasher - page 227 - **code 1LVA6I**

# ICON COLLECTION

Icon is the new shape of functionality by Barazza. An innovative design idea for a collection of ovens that reaches as yet unexplored heights of refinement and elegance. Glass, Steel, Exclusive: a multitude of finishes to choose from to reassert your own idea of style. The ergonomics of the elements means that they can cover a wide variety of needs, ranging from 60 cm ovens, to combi-steam and microwave ovens with the option to add a coffee machine and vacuum or warming drawers. We've expanded the Icon oven collection to include new dimensions and functions. Icon now features the new 90x60 cm Icon XL oven with exclusive 120 litre capacity that offers plenty of room for your every culinary ambition, the 75 cm Icon X oven with a spacious coordinated microwave oven, following interior design trends, and the Icon One oven with digital programmer that brings the temperature up to 270 °C.







Icon Steel built-in compact combi-microwave oven - page 122 - **code 1FEVSMC**  
 Icon Steel built-in compact combi-steam oven - page 123 - **code 1FEVSVC**  
 Icon Steel built-in compact coffee machine - page 124 - **code 1CFEVS**  
 Icon Steel built-in warming drawer - page 126 - **code 1CEEVS**  
 60 cm Icon Steel built-in oven - page 121 - **code 1FEVSP**





Icon Exclusive built-in compact combi-steam oven - page 123 - **code 1FEVEVCN**

Icon Exclusive built-in compact coffee machine - page 124 - **code 1CFEVEN**

Icon Exclusive built-in compact combi-microwave oven - page 122 - **code 1FEVEMCN**



## VELVET ADVANCE COLLECTION

The simplest design, available in the Exclusive, Steel and Glass finishes, becomes a vehicle for the most advanced technology.

Velvet Advance is the collection of Barazza ovens which combines a user-friendly Touch Screen with the first domestic ambient air sanitisation system, built into an oven.





2x 60 cm Velvet Advance Glass built-in oven - page 137 - code 1FVAPN

# MIZU KASAI COLLECTION

Cutting-edge design becomes the advocate for new aesthetic and functional needs: the sinks in the Mizu Kasai collection were awarded the prestigious Good Design Award by The Chicago Athenaeum which included them on the shortlist of design products that stood out most for quality and innovation. The Kasai hobs coordinate perfectly with the sinks as they are the same size and have the same steel perimeter frame around them, promoting an overall harmony of composition.



The Mizu Kasai collection comes from a collaboration with architect Franco Driusso of the DriussoAssociati | Architects studio, winner of several international prizes including 22 Good Design Awards, and holder of an honourable mention in the Compasso d'Oro awards 2018.



2x 60cm Velvet Advance Steel built-in oven - page 137 - code **1FVAPI**  
130x52 cm Mlzu sink with total cladding and sliding cover - page 249 - code **1LMZ135**  
90 cm Kasai Space hob - page 191 - code **1PKS90N**



## LAB EVOLUTION COLLECTION

Modularity and flexibility merge with a pure and essential style that runs the length of the surface, perfectly in line with the worktop. The strong personality of Lab is taken to a new level with the Lab Evolution hobs, also available in the induction version: wider depth and Flat Eco-Design burners.





2x 60 cm Icon Exclusive built-in oven - page 121 - **code 1FEVEPN**  
 120 cm Lab Evolution built-in and flush hob - page 163 - **code 1PLE3D**  
 80x46 cm Flexi R. "0" built-in and flush square bowl - page 277 - **code 1QA841I**  
 Soul mixer tap - page 387 - **code 1RUBSORN**  
 Black Smart pop-up plug kit - page 413 - **code 1SPSN**  
 2x Black HPL support grid - page 412 - **code 1GQN**

Design has evolved, bringing everything closer to the worktop surface. The burners, controlled by the stylish Flat knobs, stand out like brightly burning suns.





90 cm Lab Evolution built-in and flush hob - page 163 - code **1PLE2D**  
Smart power socket holder with Schuko socket - page 397 - code **1PSS**  
Smart power socket holder with USB ports - page 397 - code **1PSU**



## LAB COLLECTION

Modularity and flexibility applied to a pure, simple style that features surfaces flush with the worktop. Lab is a benchmark in the high-end appliances category. The minimalist design features throughout the collection, made up of hobs, sinks and taps, and is also expressed in the Fusion program and coordinated accessories.



2x 60 cm City One Steel built-in oven - page 139 - **code 1FCOPI**

70x40 cm built-in and flush Square Bowl R. "0" - page 286 - **code 1Q7040I**

Flexi mixer tap - page 391 - **code 1RUBMFX**

90 cm Lab built-in and flush hob - page 164 - **code 1PLB2T**

90 cm B\_Draft downdraft built-in and flush cooker hood - page 206 - **code 1KBDD9**

Rotating top power socket holder - page 403 - **code 1PPB**





75x44 cm built-in and flush Double Square Bowl R. "15" - page 281 - **code 1X842I**  
Flexi mixer tap - page 391 - **code 1RUBMX**  
90 cm Lab built-in and flush hob - page 164 - **code 1PLB5**  
Up top power socket holder - page 403 - **code 1PPTU**



# MOOD COLLECTION

Full stainless steel 4 mm thick and the technology applied to a latest generation burner make this range, made up of hobs, cooker hoods, sinks and taps, a classic example of design and refinement. The option to choose between satin stainless steel, black glass and white glass finishes means the style can be adapted to your particular needs.







90 cm Mood wall cooker hood - page 212 - code **1KMDP9**  
 86x51 cm Mood built-in sink - page 244 - code **1LMDR91D**  
 Mood One mixer tap - page 367 - code **1RUBMD1**  
 90 cm Mood built-in hob - page 166 - code **1PMD95**

Glass and steel, glossy and matt surfaces,  
the materials stand side by side  
to create novel style combinations.





86x51 cm Mood built-in sink - page 244 - **code 1LMDR91**

Mood One mixer tap - page 367 - **code 1RUBMD1**

Black HPL multipurpose drainer chopping board - page 411 - **code 1TGMD**

90 cm Mood built-in hob - page 170 - **code 1PMD95N**



Built-in microwave oven - page 147 - code **1MOIV**  
2x 60 cm Unique One built-in oven - page 143 - code **1FUOM**  
79x51 cm Unique built-in sink - page 258 - code **1LUN81**  
90 cm built-in and flush channel h.20 - page 328 - code **1CI90**  
120 cm Unique wall cooker hood - page 214 - code **1KUNP121**  
100 cm Unique built-in hob - page 176 - code **1PUN105**  
180 cm built-in channel - page 328 - code **1CIA180**



## UNIQUE COLLECTION

Treatment that looks casual but is in fact the product of careful judgements and appropriate adjustments is the main character trait of steel with the Vintage finish. Various artisans, different hands: there's no point in looking for conformity. Here the watchword is the casual beauty of movement. This brings us Unique, a complete range made up of ovens, hobs, cooker hoods and sinks in which each piece is unique, a one-off.



2x 60 cm Velvet Advance Glass built-in oven - page 137 - **code 1FVAPN**

36 cm B\_Free built-in hobs

- double ring 5 kW - page 173 - **code 1PBF1**

- 1 gas burner + Chef double ring - page 173 - **code 1PBF2**

- barbecue - page 173 - **code 1PBFBQ**

- induction - page 199 - **code 1PBF3ID**

- teppanyaki - page 173 - **code 1PBFTK1**

86x51 cm B\_Free Kit built-in sink - page 265 - **code 1LBF9K**



## B\_FREE COLLECTION

B\_Free is the modular system of hobs and sinks. A range designed to allow the user to combine very different types of cooking and make use of a rich set of functions. All while blending two indispensable ingredients in the best possible way: aesthetics and functionality.



## SELECT PLUS COLLECTION

A high performance system characterised by particularly advanced styling, created to be at the service of technology designed to improve operability to the maximum.





2x 60 cm Officina Advance built-in oven - page 145 - code **1FOAP**

90 cm Select Plus built-in hob - page 179 - code **1PSP95**

116x50 cm Select built-in sink - page 273 - code **1IS12060/2D**

Select Two mixer tap - page 369 - code **1RUBMS2**

120 cm built-in and flush channel h.20 - page 328 - code **1CI120**

Stainless steel perforated bowl cover - page 410 - code **1CI33**



80x46 cm Flexi R. "0" built-in and flush square bowl - page 277 - **code 1QA841**

Flexi mixer tap - page 391 - **code 1RUBMFX**

Smart pop-up plug kit - page 413 - **code 1SPSI**

Black HPL support grid - page 412 - **code 1GQN**

Smart Steel dispenser - page 393 - **code 1DSS**

80 cm Zero Advance built-in and flush hob - page 189 - **code 1PZA8N**

# ZERO ADVANCE COLLECTION

The new cooker hood layout improves its exhaust qualities and increases available space on the hob. The new filtering version requires no special installation and allows easy filter removal from above, making routine maintenance easy. The cooker hood's controls are integrated in the Touch Control, offering a convenient starting point for immediate odour removal.



# OFFICINA COLLECTION

A range designed to fulfil the requirements of people who experience the kitchen in its primary function as an area given over to cooking. Officina takes up the style of professional kitchens, having the same robustness, which is a guarantee of great performance and longevity.





Built-in microwave oven - page 147 - code **1MOI**  
 60 cm Officina Advance built-in oven - page 145 - code **1FOAP**  
 90 cm Officina built-in and flush hob - page 181 - code **1POF90**  
 2x 90 cm built-in and flush channel h.20 - page 328 - code **1CI90**  
 86x50 cm Easy built-in sink - page 252 - code **1LES91R**  
 Steel Shower mixer tap - page 373 - code **1RUBMSTD**

# 75 CM MODULARITY

Conquering new dimensions.



Barazza presents new 75 cm modularity in sync with current furnishing trends: oven, microwave, induction hob, sinks and bowls promise a new dimension to the kitchen environment.



75 cm built-in microwave oven - page 132 - code **1MOXEN**  
 75 cm Icon X Exclusive built-in oven - page 131 - code **1FIXEPN**  
 75 cm City built-in and flush hob - page 194 - code **1PIDC75N**  
 67x50.5 B\_Smart built-in and flush sink - page 254 - code **1LBS71**  
 Evo Doccia Black mixer tap - page 379 - code **1RUBEVDK**  
 Stainless steel perforated bowl cover - page 410 - code **1CIVQ**  
 Black HPL chopping board - page 411 - code **1TOF26N**



# ACCESSORISED CHANNELS

A place for everything you need, right at your fingertips. Satin stainless steel or black accessorised channels are made to complete the efficiency and practicality of the worktop, providing a place for everything and optimising ergonomics in the vicinity of the washing and cooking area.



- 90 cm Lab Evolution built-in and flush hob - page 187 - **code 1PLE9ID**
- 180 cm built-in and flush channel h.7 for cooker hood - page 323 - **code 1CKI187**
- Stainless steel scales - page 324 - **code 1CBL**
- Stainless steel container tray with base - page 326 - **code 1CVFP**
- Stainless steel rotating power socket holder - page 324 - **code 1CPP**
- Lab Evolution downdraft cooker hood for channel - page 323 - **code 1CKLE97**





- 80x46 cm Flexi R. "0" built-in and flush square bowl - page 277 - **code 1QA841I**
- Sliding black HPL chopping board - page 411 - **code 1TGSL**
- 180 cm built-in and flush channel h.7 - page 318 - **code 1CI187**
- Stainless steel container with draining rack with pegs in black stainless steel and Fenix - page 325 - **code 1CSPF**
- 2x stainless steel support for tap/dispenser/spray - page 326 - **code 1CSR7**
- Max Steel mixer tap - page 327 - **cod. 1RUBMXS**
- Smart Steel dispenser - page 327 - **code 1DSS**
- Stainless steel container tray with base - page 326 - **code 1CVFP**
- Stainless steel container tray with Fenix knife holder - page 324 - **code 1CVP**
- Stainless steel container tray with cover - page 325 - **code 1CVCC**
- Stainless steel container tray with base - page 325 - **code 1CVF**

# 2 / FUSION

Fusion is a made-to-measure built-in steel worktop providing every function in a space that's pure design. Fusion combines cooking and washing elements in custom sizes to create original solutions for exclusive kitchens. Functionality, practicality and ease of cleaning.





# MOOD FUSION

Mood Fusion is a single built-in worktop offering all the functions you need as part of an authentic design, with distinctive details such as 4 mm thick steel, Flat Eco-Design burners and a draining board. The perfect balance between aesthetics and functionality, with so many personalisation options, right down to the choice of finishes.



Examples of Mood Fusion depth 51





Examples of Mood Fusion depth 45





## MOOD FUSION Features

### 1 Built-in installation



The customised worktop surface can be built-in with a 4 mm edge.

### 2 Draining board



The supporting surface grooves along the surface, pushing beyond the edge as it meets the bowl, opening up a new channel for the water to flow down.

### Sliding chopping board




The sliding black HPL chopping board allows you to optimise the full work surface, moving the ingredients around according to the required preparation.

### Mood Fusion Configurator



The Mood Fusion configurator, available online at [www.barazzasrl.it](http://www.barazzasrl.it), can be used to create your own work surface, with a choice of different hobs and sinks available.






# LAB FUSION

Combining cooking and washing equipment in customised sizes and finishes, you can obtain original, highly exclusive results.






Examples of Lab Fusion depth 51



Examples of Lab Fusion depth 45.5





## LAB FUSION Features

### 1 Built-in and flush installations

The customised worktop surface can be built-in (with a flat edge) or flush (perfectly aligning it with the top).

### 2 Sliding chopping boards

The sliding chopping boards in steel or black HPL can be used along the full length of the unit. They are a useful, practical tool both when preparing food and during cooking, according to need.

### 3 Bowls R. "15" and R. "12"



The bowls are available with radius "15" and "12", with limited depths. With a sophisticated design, this product is also easy to clean.



### Lab Fusion Configurator



The Lab Mood Fusion configurator, available online at [www.barazzasrl.it](http://www.barazzasrl.it), can be used to create your own work surface, with a choice of different hobs and sinks available.

### Flush pan supports and integrated burners



The cast iron integrated burners and flush pan supports transform the surface into a never-ending space. In addition it allows you to move your cooking equipment around without having to pick it up, becoming a supporting surface.



# B\_FREE FUSION


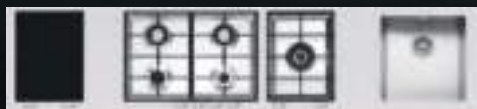
B\_Free Fusion is the evolution of B\_Free collection that allows you to really personalise your work surface, equipping it with the features best suited to your specific requirements. The end result is a single built-in steel worktop integrated with all the functions you need. The finishes can also be personalised.

archiproducts  
AWARDS  
WINNER






Examples of B\_Free Fusion depth 51



Examples of B\_Free Fusion depth 42





## B\_FREE FUSION Features

### 1 Modular cooking

The B\_Free range runs from traditional gas hobs to more unusual ones such as a barbecue, teppanyaki grill and induction hob, which can be mixed and matched depending on what you need and how much space there is.

### 2 Bowls R. "15" and R. "0"



A radius of "15" or "0", with or without lowering, is available on various types of bowl to let you personalise your kitchen even more.

### B\_Free Fusion Configurator



With the B\_Free Fusion configurator, available on the website [www.barazzasrl.it](http://www.barazzasrl.it), you can create and view your own worktop by choosing from the different types of hobs and bowls available.



# FUSION HOOD

A hood at the centre of everything. The power of its motor combined with how silent it is means it can maintain an environment that's always pleasant to live in. The Fusion island cooker hood can be personalised in sizes with a shelf up to 240 cm.







# 3 / MADE TO MEASURE

Made to Measure most fully expresses all Barazza has to offer. Backed by its know-how, Barazza transforms materials into infinite forms. The cooking and washing elements in custom sizes and finishes create solutions tailored to what customers need and want. Italian know-how, an eye for beauty and attention to functionality bring to life solutions that meet personal, functional, aesthetic and value-related demands.






# MADE TO MEASURE. INSIDE DESIRES. The evolution of the species continues.

Barazza offers unique solutions to create custom kitchen environments, offering the widest selection of options and full freedom to choose. The made-to-measure versions are born from Barazza's most innovative creations and from being able to develop and modify them in order to fulfil particular requirements of taste, size and style. The result is our "tailor-made" solutions, made to measure to meet the needs and wishes of our clients.



Combining cooking and washing equipment in customised sizes and finishes, you can obtain original, highly exclusive results. An especially wide range of options, that are easy to peruse online at [www.barazzasrl.it](http://www.barazzasrl.it).



LAB EVOLUTION  
Substance  
is the new  
appearance.



Essential yet sophisticated, simple yet ostentatiously complex.  
Lab Evolution surprises with its vast offering featuring new  
performance: greater depth and Flat Eco-Design burners.



Stainless steel island with Mat finish. Dimensions: 1800x1300 mm.  
Edge: 250 mm. Lab Evolution hob with 4 burners in line.  
Flexi made-to-measure square sink bowl with lowering.  
2x Soul mixer taps with remote control and pull-out spray head.  
Black soap dispenser. Smart black pop-up plug kit.  
2x black HPL sliding support grid.

# LAB Functionality is a straight line.

The high degree of personalisation of the accessorised channels and the practicality of the B\_Draft retractable stainless steel cooker hood make it the ideal solution for making the best functional and aesthetic use of the space in your kitchen, even in small spaces. The end look is absolutely clean lines and elegantly sober volumes.







Stainless steel island with Satin finish. Dimensions: 2800x790 mm. Edge: 4 mm. Lab Fusion hob with 4 burners in line and 2x R. "0" made-to-measure square bowls. Flexi mixer tap. B\_Draft cooker hood. 1400 mm made-to-measure accessorised channel. Made-to-measure sliding support grid.

# MOOD

New thinking  
in the kitchen.

Solid 4 mm thick stainless steel makes Mood hobs exceptional examples of design and refinement. Every element, from the sink to the hob, combines to create a unique whole.






Stainless steel island with Satin finish. Dimensions: 2800x800 mm. Mood hob with 4 burners in line. Made-to-measure square bowl with lowering. Soul mixer tap with remote control and pull-out spray head. Made-to-measure accessorised channel.

# SPLASH BACKS, SHELVES, DOORS, FRONTS Expressions of new horizons.

The wide selection of stainless steel finishes  
with the possibility of also creating shelves, front coverings for  
doors and drawer fronts, let you personalise your kitchen fully.





Stainless steel worktop with Mat finish. Dimensions: 2700x700 mm. Edge: 200 mm. Splash back and shelves in solid 4 mm thick steel. Mood hob with 4 black glass ceramic burners in line. Soul square bowl in B\_Granite. Soul mixer tap with remote control and pull-out spray head.

Personalise your kitchen even further by wrapping the fronts, doors and drawers with Barazza steel panels. The freedom to choose the finish, dimensions and style make the kitchen an increasingly exclusive and absolutely personal choice.





Stainless steel island with Satin finish. Dimensions: 2800x1000 mm.  
Edge: 6 mm. Stainless steel doors. Lab Fusion hob with 4 burners in line and R. "0"  
made-to-measure bowl. Mood Top mixer tap with remote control.  
B\_Draft cooker hood.

# B\_FREE

The home  
of possibility.

B\_Free is the modular programme that lets the user combine all types of cooking and take advantage of a rich set of functions. All while blending two indispensable ingredients in the Barazza style: aesthetics and functionality. The appeal is even more exclusive thanks to the Vintage finish created with a meticulous treatment applied strictly by hand by Barazza's craftspeople.







Built-in stainless steel worktop with Vintage finish. Dimensions: 2800x800 mm. 25 mm perimetric upstand.  
Stainless steel doors with Vintage finish. B\_Free barbecue module, module with 1 burner, module with 2 burners. Square bowl R. "15". Steel Shower Vintage mixer tap.

MOOD FLEXI  
Beauty  
sets us free.



Stainless steel island with Satin finish. Dimensions: 3400x800 mm. Edge: 40 mm.  
Mood Flexi cooking module with 4 burners + 2x modules with 1 burner.  
Flexi square sink bowl with lowering. Soul mixer tap  
with remote control and pull-out spray head. Black Smart pop-up plug kit.  
Sliding black HPL chopping board.  
Stainless steel sliding bowl cover with black HPL draining rack.

Mood Flexi is pure functionality that becomes a style choice, a new concept to express freedom through your personal vision of the space. The steel worktop serves as a blank page on which to draw the Mood Flexi burners. Three configurations are available to create highly personalised combinations. Fire and water: new spaces become available for daily activities thanks to the possibility of a deeper washing zone.

**3 modules (1 gas burner, 3 gas burners in line, 4 gas burners).**



**1 gas burner**  
30x60 cm

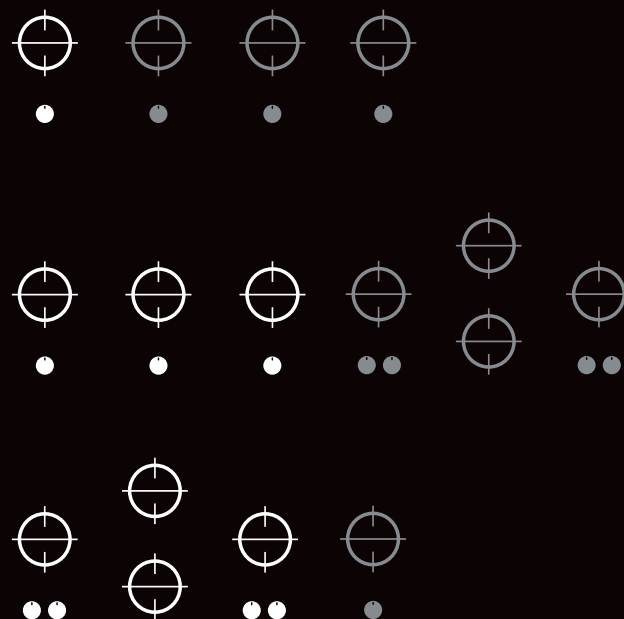


**3 gas burners**  
90x60 cm



**4 gas burners**  
90x65 cm

**Some possible configurations:**



# LEAD US INTO TEMPTATION.

Mood Flexi worktops have everything it takes. Here, the beauty of the forms becomes an instrument to perfectly orchestrate daily work.

What makes the whole even more special is Space, the elegant and efficient induction hob that invites you to broaden your horizons thanks to its generous 90 cm size.





Stainless steel island with Satin finish. Dimensions: 3600x800 mm.  
Edge: 80 mm. Space induction hob and Mood Flexi 2x 1 burner modules.

# 4 / OUTDOOR


A desire for freedom pervades the spirit of Barazza's Outdoor collection. The beauty of the design becomes a tool to give life to functionalities never experienced before. This gives rise to a collection designed to intensify that feeling of freedom that fills each of us and that becomes concrete in infinite possibilities for managing our time in new spaces. Previously unknown horizons of sun, sea and greenery frame our most exciting moments, to be experienced without any cares thanks to the robustness of AISI 316 stainless steel, a material that's particularly beautiful to look at and extremely resistant to atmospheric agents.





# Outdoor





40 cm Thalys freestanding double ring 4.7 kW hob - page 345 - **code 1PTF1**

40 cm Thalys freestanding barbecue hob - page 346 - **code 1PTFBQ**

40 cm Thalys freestanding teppanyaki hob - page 346 - **code 1PTFTK1**

86x51 cm Lab 316 built-in, flush and undermounting sink with lowering - page 353 - **code 1LLB916**

Mood Top mixer tap with remote control - page 361 - **code 1RUBMDT**



2x Black HPL support grid for bowl bottom - page 412 - **code 1GQRN**





# PRODUCTS

The Barazza catalogue suggests different types of coordinating appliances and sinks for the kitchen, which express advanced aesthetics yet ensure that the work we do in the kitchen can be accomplished correctly and comfortably.





Barazza offers a full range of coordinated refrigerators, dishwashers, ovens, coffee makers, warming drawers and vacuum sealer drawers, hobs, cooker hoods, sinks, accessorised channels, taps and accessories, to satisfy demanding customers who want to express their creativity in the kitchen.

COLLECTIONS

---



OVENS AND COORDINATED PRODUCTS

page 100



HOBS

page 148



COOKER HOODS

page 200



REFRIGERATORS AND DISHWASHERS

page 216



STAINLESS STEEL  
SINKS AND SQUARE BOWLS

page 230



B\_GRANITE SINKS AND  
SQUARE BOWLS

page 288



ACCESSORISED CHANNELS

page 302



OUTDOOR

page 338



TAPS AND ACCESSORIES

page 362



TECHNICAL INFORMATION

page 418



# OVENS AND COORDINATED PRODUCTS

Barazza offers a huge selection of Ovens and Coordinated products available in various finishes that make them easy to combine with hobs and sinks from any collection. Barazza ovens fully meet all aesthetic needs as well as guaranteeing complete satisfaction of all cooking requirements. From the technical point of view, they stand out for the different types of functions they include: combi-steam oven, microwave and combi-microwave, multiprogram and multifunction, and they offer the option of adding valuable Coordinated products such as a coffee machine and vacuum sealer and warming drawers.

**ICON**  
page 120



**ICON XL**  
page 134



**UNIQUE ONE**  
page 142



**ICON ONE**  
page 128



**VELVET ADVANCE**  
page 136



**OFFICINA ADVANCE**  
page 144



**ICON X**  
page 130



**CITY ONE AND CITY**  
page 138

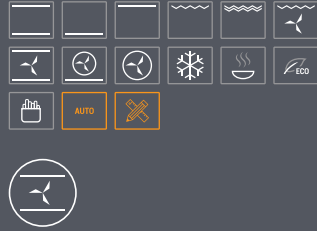


**MICROWAVE**  
page 146




# OVENS AND COORDINATED PRODUCTS types

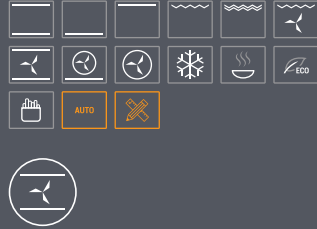
60 cm Touch Screen oven



Compact combi-microwave oven  
Touch control + knobs



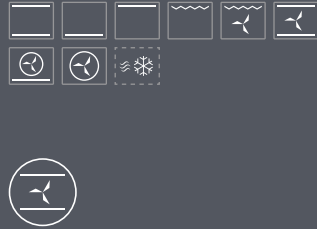
60 cm Touch Control oven + knobs



Compact coffee machine  
digital programmer + knobs



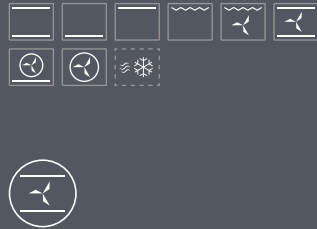
60 cm oven Multiprogram



90 cm oven Multiprogram



60 cm oven Multifunction



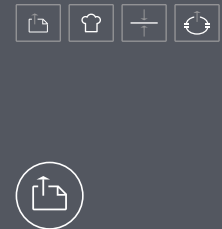
Microwave digital programmer



75 cm oven Multiprogram



Touch Control vacuum sealer drawer



Compact combi-steam  
Touch control + knobs



Warming drawer





# OVENS AND COORDINATED PRODUCTS

## icon key

### Touch screen



High-definition Touch Screen for precise, simple and intuitive adjustment of cooking and oven settings.

### Automatic cooking programs



The automatic cooking programs allow ideal cooking results just by selecting the desired recipe and putting the food in the cold oven.

### Soft-close hinges



The soft-close hinges are activated at the end of closing the oven door, slowing closing and softening the impact.

### Elements with the Soft-Touch finish



Elegant looking and pleasant to touch, the Soft-Touch finish is offered in various product lines on knobs, handles and front control panels.

### Temperature probe



The temperature probe communicates with the oven software to monitor the internal temperature of food that needs to reach a specific temperature.

### Cool door



Barazza oven doors are extractable and disassemblable, with triple or quadruple heat-reflecting glass panes to prevent the temperature from rising on the surface of the glass.

### Touch Control screen



High-definition Touch Control screen for precise, simple and intuitive display of cooking and oven settings.

### Veggy mode



Designed for people who don't eat meat or fish, all animal protein based programs can be excluded from the automatic cooking program display.

### Easy Clean oven interior



All Barazza ovens have an unusual interior with Easy Clean finish, a surface treatment that facilitates and speeds up cleaning the oven cavity.

### Telescopic rails



The pairs of telescopic oven rails, made of stainless steel, make it easier to move racks and drip trays, helping when putting them into the oven and taking them out.

### Turnable plate



The turnable plate, supplied with non-combi microwave ovens, guarantees even cooking or thawing.

### Safety function lock



A combinations of keys activates this function to lock the controls and prevent children from accidentally changing the oven settings.

### Cavity capacity



The large cavities of Barazza ovens allow times to be optimised and therefore energy to be saved.

### Zefiro



This is the first system able to transform the built-in oven into an actual air sanitiser, capable of improving quality of life inside the kitchen.

### Unit width



The ovens and coordinated products are available in three widths - 60, 75 and 90 cm - to adapt perfectly to any space and design need.

### Unit height



The ovens and coordinated products are available in various heights to adapt perfectly to any installation and configuration need.

### Rotisserie



When the rotisserie is put into the oven and one of the cooking methods that bear this symbol is selected, the rotisserie automatically starts to rotate.

### Two pairs of telescopic oven rails

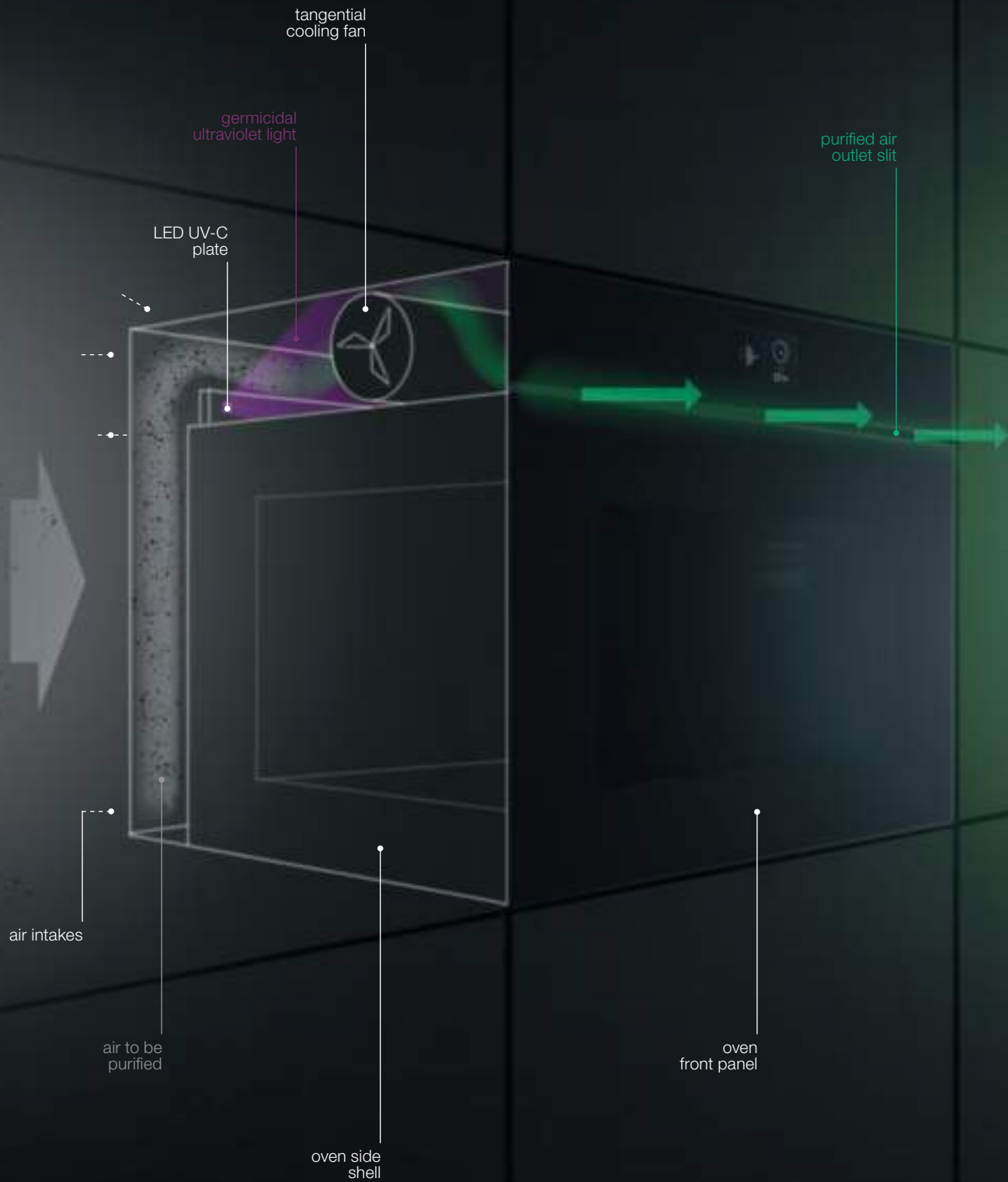


The two pairs of telescopic oven rails make inserting and removing cooking trays easy, smooth and safe.



# ZEFIRO SANITISATION SYSTEM

## diagram of operation



Zefiro

# ZEFIRO SANITISATION SYSTEM

## general features

Zefiro is the first system in the world that can transform the built-in oven into an actual air sanitiser; a unique and exclusive bonus that enhances the already rich range of functions and equipment in Barazza's new range of ovens.

### HOW THE ZEFIRO SYSTEM WORKS

- 1) Using the appliance's tangential cooling fan, air to be purified is blown through a series of holes expressly located on the rear side of the oven.
- 2) Once inside, the air is funnelled over the upper side and guided through a double beam of germicidal ultraviolet light, emitted by two LED UV-C plates; the germicidal ultraviolet light changes the DNA or RNA of the micro-organisms it irradiates, preventing them from reproducing or being harmful to humans.
- 3) Purified of harmful substances and bad smells, the air is reintroduced into the room through the slot on the front of the oven, between the door and the control panel.

The system can be activated simply and intuitively on the various types of oven that include it, but only when the appliance is not engaged in a cooking process. It can operate for periods of time from 2 to 8 hours, at gaps of one hour, depending upon the size of the room to be purified.



### ADVANTAGES OF THE ZEFIRO SYSTEM

The Zefiro system transforms the oven into an actual air sanitiser, capable of improving quality of life inside the rooms of the house by carrying out a complete set of functions:

- It cleanses the air of viruses and bacteria, sanitising rooms and making them safer.
- It contributes to the removal of bad smells in the kitchen, and is also able to work at the same time as the cooker hood to speed up its operations.
- As it only requires the use of the tangential cooling fan, and as the oven's internal light is automatically switched off when sanitising is in progress, consumption is reduced so much that frequent prolonged use of the system is possible.

### OVERVIEW OF MODELS EQUIPPED WITH THE ZEFIRO SYSTEM




**Icon Exclusive**  
code 1FEVEPN



**Icon Steel**  
code 1FEVSP



**Icon Glass**  
code 1FEVGP




**Velvet Advance Exclusive**  
code 1FVAPEN



**Velvet Advance Steel**  
code 1FVAPI



**Velvet Advance Glass**  
code 1FVAPN



The **Zefiro** system is included as standard on all the 60 cm ovens in the Icon and Velvet Advance ranges.

# 60 CM OVENS

## functions key and general features

### Top + bottom heating element



Suitable for any type of dish, but particularly effective for baking cakes, pizzas and soufflés, and for roasting.

### Top heating element



Ideal for lightly browning dishes, especially lasagne and other baked pasta dishes, or vegetable soufflés.

### Maxi Grill



Using the top heating element and the grill at the same time allows strong heat to be concentrated on the surface of the food, crisping it up more quickly.

### Top and bottom heating elements + fan



Ideal for fast, uniform cooking, this is particularly suitable for baking biscuits and cakes.

### Circular heating element + fan



It lets you cook similar dishes at the same time, arranged on shelves, up to a maximum of three levels.

### Keep warm



Keeping a constant temperature of 80, 100, 120 °C allows food to stay hot whilst waiting to be served.

### Eco



This allows different types of dishes to be cooked with lower consumption of electricity.

### Bottom heating element



Suitable for baking biscuits, tarts and pies, or for heating up dishes before serving them.

### Traditional grill



This is particularly useful for cooking slim cuts of meat and for making toast and crostini.

### Grill + fan



Suitable for cooking thicker cuts of meat or particularly large dishes, it is good for quickly reducing the excess humidity in food.

### Circular and bottom heating elements + fan



Ideal for heating up the oven in a few minutes, it's a function for fast cooking, suitable for baking bread and pizzas.

### Defrosting



This lets you defrost dishes gently, without any detrimental effect.

### Air frying



For crispy and golden brown foods, requiring less cooking oil for a light and delicious result.

### Rapid defrost function



By setting the thermostat at 0 °C and selecting any fan function, the oven can speed up defrosting.

## Automatic cooking programs



60 cm Touch Screen and Touch Control ovens offer a set of 16 automatic programs, with the option of setting the weight and an indication of the level at which to place the food.

	Roast lamb		Pizza on a baking tray		Tart
	Roast veal		Lasagne		Bread
	Roast pork		Pie		Cleaning
	Whole roast chicken		Roast potatoes		
	Fillet of fish		Roasted vegetables		
	Whole fish		Tomato gratin		
	Traditional pizza		Sponge cake		

The automatic Cleaning feature makes cleaning the oven even easier and faster, softening cooking residues so they can be removed easily without the need for harsh detergents.

## Customisable cooking programs



60 cm Touch Screen and Touch Control ovens can record up to a maximum of 30 personalised recipes, including multi-stage ones, from the menu that appears at the end of a manual cooking cycle.



# 75 CM OVENS

## functions key and general features

### Top + bottom heating element



Suitable for any type of dish, but particularly effective for baking cakes, pizzas and soufflés, and for roasting.

### Bottom heating element



Suitable for baking biscuits, tarts and pies, or for heating up dishes before serving them.

### Top and bottom heating elements + fan



Ideal for fast, uniform cooking, this is particularly suitable for baking biscuits and cakes.

### Traditional grill (+ rotisserie)



This is particularly useful for cooking slim cuts of meat and for making toast and crostini.

### Maxi Grill (+ rotisserie)



Using the top heating element and the grill at the same time allows strong heat to be concentrated on the surface of the food, crisping it up more quickly.

### Grill + fan (+ rotisserie)



Suitable for cooking thicker cuts of meat or particularly large dishes, it is good for quickly reducing the excess humidity in food.

### Circular and bottom heating elements + fan



Ideal for heating up the oven in a few minutes, it's a function for fast cooking, suitable for baking bread and pizzas.

### Circular heating element + fan



It lets you cook similar dishes at the same time, arranged on shelves, up to a maximum of three levels.

### Eco



This allows different types of dishes to be cooked with lower consumption of electricity.



# 90 CM OVENS

## functions key and general features

### Top + bottom heating element



Suitable for any type of dish, but particularly effective for baking cakes, pizzas and soufflés, and for roasting.

### Bottom heating element



Suitable for baking biscuits, tarts and pies, or for heating up dishes before serving them.

### Maxi Grill (+ rotisserie)



Using the top heating element and the grill at the same time allows strong heat to be concentrated on the surface of the food, crisping it up more quickly.

### Circular heating element + fan



It lets you cook similar dishes at the same time, arranged on shelves, up to a maximum of three levels.

### Eco



This allows different types of dishes to be cooked with lower consumption of electricity.

### Rapid defrost function



This lets you speed up defrosting food.

### Top and bottom heating elements + fan



Ideal for fast, uniform cooking, this is particularly suitable for baking biscuits and cakes.

### Traditional grill (+ rotisserie)



This is particularly useful for cooking slim cuts of meat and for making toast and crostini.

### Grill + fan (+ rotisserie)



Suitable for cooking thicker cuts of meat or particularly large dishes, it is good for quickly reducing the excess humidity in food.

### Circular and bottom heating elements + fan



Ideal for heating up the oven in a few minutes, it's a function for fast cooking, suitable for baking bread and pizzas.

## ROTISSERIE

The 90 cm oven has a rotisserie, a stainless steel structure which allows poultry, roasts, small pork joints and other similar dishes to be cooked simply. By selecting the traditional Grill, Maxi Grill or Grill + fan functions and inserting the rotisserie into the special guide rails, the spit will automatically start up, allowing uniform cooking on all sides of the food.

Together with the increased size of the cooking cavity, this makes the 90 cm oven the ideal partner for anyone looking for an efficient system for cooking large quantities of meat.



# FEEL GOOD SYSTEM


## general features

Feel Good is the innovative healthy system of cooking and conserving foods made up of a vacuum sealer drawer and combi-steam oven from the Icon collection. The vacuum sealer drawer makes it possible to conserve food for longer in the fridge or freezer, and then cook or reheat it in the steam oven.

SISTEMA **FEEL**  
*Good*

OVENS AND  
COORDINATED PRODUCTS

### Vacuum sealer drawer



### Combi-steam oven



#### PREPARATION AND CONSERVATION



1. Preparation of food and insertion into bag
2. Placing of bag into the vacuum sealer drawer, extraction of air and watertight sealing
3. If the foodstuff is frozen and kept in the freezer, it must first be regenerated in the steam oven and then it can be cooked



#### PREPARATION AND CONSUMPTION



1. Preparation of food and insertion into bag
2. Placing of bag into the vacuum sealer drawer, extraction of air and watertight sealing
3. Insertion into the steam oven and cooking of the foodstuff (even if several foods at the same time, as the bags prevent the flavours from mingling)
4. Once cooking is finished, the food is ready to be taken out of the bag and eaten



## ADVANTAGES OF FEEL GOOD SYSTEM



#### FOOD LASTS FOR UP TO 5 TIMES AS LONG

Food, either raw or cooked, that is correctly vacuum sealed and kept in the fridge or freezer extends its useful life compared to a product conserved using traditional methods.



#### FLAVOURS, CONSISTENCIES AND PROPERTIES REMAIN UNALTERED

Cooking previously vacuum sealed food in a steam oven allows its vitamin content and sensory properties to be preserved unaltered. Reheating food using a steam oven ensures that it undergoes no loss of quality during defrosting.



#### CUTS TIMES, CUTS COSTS, CUTS WASTE

Different foods conserved in a vacuum sealer can be cooked or reheated in the steam oven at the same time, without running any risk of the flavours mingling; with a single operation of the oven you can cook a full menu from starter to dessert. What's more, any eventual leftovers can be vacuum sealed and conserved again, significantly reducing waste.



#### BETTER HYGIENE AND EASE OF CLEANING

The watertight closure of the vacuum sealed bags, which prevents liquids from escaping during food preparation, ensures optimum hygiene and a significant reduction in the time devoted to cleaning.

# COMPACT COMBI-STEAM OVEN

## functions key and general features

### Top + bottom heating element



Suitable for any type of dish, but particularly effective for baking cakes, pizzas and soufflés, and for roasting.

### Traditional grill



This is particularly useful for cooking slim cuts of meat and for making toast and crostini.

### Maxi Grill



Using the top heating element and the grill at the same time allows strong heat to be concentrated on the surface of the food, crisping it up more quickly.

### Grill + fan



Suitable for cooking thicker cuts of meat or particularly large dishes, it is good for quickly reducing the excess humidity in food.

### Circular heating element + fan



It lets you cook similar dishes at the same time, arranged on shelves, up to a maximum of three levels.

### Steam



The steam function, adjustable by degrees, permits healthy cooking of food, preserving their sensory characteristics and nutritional properties.

### Sous vide steam



Ideal for cooking vacuum packed (in the relevant bags) food, especially animal proteins that require a specific temperature.

### Combi-steam + grill



The combination of grill and steam allows you to have crisp, golden food without running the risk of drying or burning it.

### Combi-steam + circular heating element + fan



This guarantees rapid, uniform cooking of dishes that are similar to each other and arranged on different shelves, retaining the right level of humidity.

### Eco cooking



This allows different types of dishes to be cooked with lower consumption of electricity.

### Slow cooking



Ideal for dishes, especially meat-based ones, that need long cooking at a low temperature.

### Bottom heating element



Suitable for baking biscuits, tarts and pies, or for heating up dishes before serving them.

### Grill + bottom heating element



The simultaneous use of the grill and bottom heating element lets you cook and brown foods at the same time.

### Top and bottom heating elements + fan



Ideal for fast, uniform cooking, this is particularly suitable for baking biscuits and cakes.

### Circular and bottom heating elements + fan



Ideal for heating up the oven in a few minutes, it's a function for fast cooking, suitable for baking bread and pizzas.

### Defrosting



This lets you defrost dishes gently, without any detrimental effect.

### Steam + hot air



The combined action of steam and hot air is perfect for reheating dishes before serving them.

### Combi-steam + top and bottom heating elements



The addition of steam to the traditional setting of the conventional oven allows you to achieve more succulent dishes.

### Combi-steam + grill + fan



Particularly suitable for cooking large dishes, it allows the necessary humidity to be retained throughout the cooking process.



The water tank is located behind the front control panel, and can be accessed even while the oven is on, for quick and easy refilling.



## Automatic cooking programs

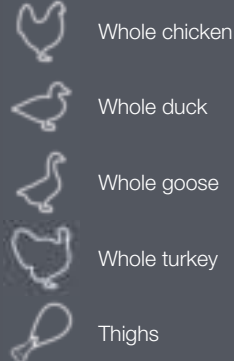
AUTO

Compact combi-steam ovens offer a set of 30 automatic cooking programs, with the option of setting the weight and an indication of the level at which to place the food.

### Steaming



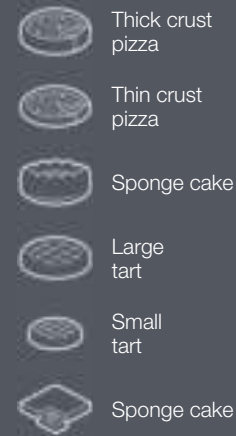
### Poultry



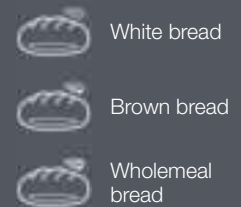
### Meat



### Pies and cakes



### Bread



## ADVANTAGES AND BENEFITS OF STEAMING

Steaming is universally recognised as the healthiest cooking method, which offers significant benefits and advantages:

- it preserves the sensory characteristics of food retaining the taste, look and consistency unaltered, even with particularly delicate food such as salmon or vegetables;
- it prevents the formation, during cooking, of indigestible, toxic or carcinogenic substances;
- it does not require any oils or other condiments to be added and, thanks to the special perforated drip tray provided, prevents any grease that melts in the heat from staying in contact with the food;
- it ensures that most of the thermolabile vitamins present in food, especially vegetables, is preserved;
- it is a very practical, fast method, which is of benefit to the quality of cooking and energy and financial savings.

## ADVANTAGES OF COMBI-STEAM

Compact combi-steam ovens combine the advantages of steam with the traditional cooking functions of convection ovens. The combination of these two technologies means that results that have never been experienced before can be achieved in terms of quality and taste of the dish and retention of the properties of the food.



# COMPACT COMBI-MICROWAVE OVENS

## functions key and general features

### Top + bottom heating element



Suitable for any type of dish, but particularly effective for baking cakes, pizzas and soufflés, and for roasting.

### Traditional grill



This is particularly useful for cooking slim cuts of meat and for making toast and crostini.

### Maxi Grill



Using the top heating element and the grill at the same time allows strong heat to be concentrated on the surface of the food, crisping it up more quickly.

### Grill + fan



Suitable for cooking thicker cuts of meat or particularly large dishes, it is good for quickly reducing the excess humidity in food.

### Circular heating element + fan



It lets you cook similar dishes at the same time, arranged on shelves, up to a maximum of three levels.

### Combi-microwave + top and bottom heating elements



Suitable for any type of dish, this allows the traditional process of cooking in a conventional oven to be speeded up.

### Combi-microwave + grill



The addition of the microwave to the traditional grill lets dishes get even crispier. Ideal for preparing lasagne, potatoes, roasts and different types of soufflé.

### Combi-microwave + circular heating element + fan



This helps speed up the preparation process of dishes that are similar to each other and arranged on different shelves, guaranteeing rapid, uniform cooking.

### Combi-microwave + grill + fan



Ideal for speeding up the cooking process of thicker cuts of meat or particularly large dishes.

### Eco cooking



This allows different types of dishes to be cooked with lower consumption of electricity.

### Slow cooking



Ideal for dishes, especially meat-based ones, that need long cooking at a low temperature.

### Bottom heating element



Suitable for baking biscuits, tarts and pies, or for heating up dishes before serving them.

### Grill + bottom heating element



The simultaneous use of the grill and bottom heating element lets you cook and brown foods at the same time.

### Top and bottom heating elements + fan



Ideal for fast, uniform cooking, this is particularly suitable for baking biscuits and cakes.

### Circular and bottom heating elements + fan



Ideal for heating up the oven in a few minutes, it's a function for fast cooking, suitable for baking bread and pizzas.

### Defrost (by weight / time)



This lets you defrost dishes gently, without any detrimental effect.

### Microwave



Microwave cooking at adjustable power levels, from 200 to 1000 W, which means cooking and defrosting of food can be significantly speeded up.



## Automatic cooking programs

AUTO

Compact combi-microwave ovens offer a set of 25 automatic cooking programs, with the option of setting the weight and an indication of the level at which to place the food.

### Defrosting



### Poultry



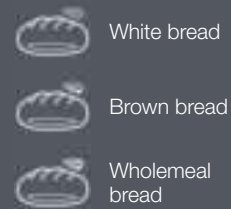
### Meat



### Pies and cakes



### Bread



## ADVANTAGES AND BENEFITS OF MICROWAVE COOKING

Unlike conventional cooking in which the heat generated by the heating elements acts from the outside inwards in the dish, microwave cooking allows the heat to spread out from the inside towards the outside of the dish, without it being lost into the air, the oven walls or the receptacles. The benefits and advantages offered by this cooking method are significant:

- the rapidity of cooking helps to preserve the taste, appearance and mineral and vitamin content of the food;
- it guarantees shorter defrost times than in a conventional oven, reducing the possibility of bacteria forming;
- it saves energy, thanks to a reduction in cooking times of up to 75% compared to conventional cooking.

## ADVANTAGES OF COMBI-MICROWAVE OVEN

Compact combi-microwave ovens combine the advantages of microwaves with the traditional cooking functions of convection ovens. The combination of these two technologies means that results that have never been experienced before can be achieved in terms of quality and taste of the dish and speed of cooking.



# COMPACT COFFEE MACHINES

## functions key and general features

### Adjusting coffee strength



You can choose between 5 levels of coffee strength: extra-light, light, normal, strong and extra-strong flavours.

### Select type of cup



It is possible to choose between three different levels of the quantity of coffee: short, normal and long.

### Hot water delivery



The delivery of hot water enables you to make different types of drinks such as herbal teas and infusions.

### Automatic programming



You can set the time to switch on and switch off the device automatically, so that you can wake up with your coffee ready to be delivered.

### Pre-ground coffee



Instead of beans, you can make use of pre-ground coffee.

### Select double cups



It is possible to choose to make one or two cups of coffee, in the size you want, at the same time.

### Steam delivery



The delivery of steam enables you to make a cappuccino and to heat up different types of drinks.



## RECIPES

### Italian cappuccino



Pour some cold milk into a tall jug and activate the steam jet, add just the froth to the espresso coffee, holding the jug at an angle and shaking it gently, or helping it with a spoon. Serve in a big cup, dusting the froth with chocolate if you like.

### Viennese cappuccino



Prepare a long espresso (30-35 seconds extraction), add hot milk and whipped cream on the top, and serve it in a medium-sized cup, between an espresso cup and a cappuccino cup. Garnish with chocolate shavings.

### Iced espresso coffee



Frothy and very refreshing, this is a true delight on hot days. Make an espresso, add sugar, pour it straight into a cocktail shaker with some big ice cubes, shake for a few seconds. Serve in a tumbler or a flute.

### Irish coffee



In a warmed tall glass mix eight parts hot coffee, one part whisky and some cane sugar. Pour some lightly whipped cream on top, letting it slide over the back of a spoon; this creates a white layer of fresh cream on top of the hot coffee.

### Mexican coffee



Mix one serving of double cream, half a teaspoon of cinnamon, a pinch of nutmeg, some sugar, and whip. Pour a teaspoon of chocolate syrup into a medium-sized cup, a little more cinnamon and the coffee, then mix well.

### Cappuccino ice cream



Refreshing and refined. In a small saucepan warm up 2 cups of espresso,  $\frac{3}{4}$  of a cup of whipping cream,  $\frac{1}{2}$  cup of sugar; bring to the boil. When the mixture has cooled put it in the fridge for 4-5 hours. This makes two or three scoops, to be served in bowls.

# VACUUM SEALER DRAWERS

## functions key and general features

### Vacuum sealed in bag



Vacuum sealing can be adjusted through three levels to suit different consistencies of food, with maximum extraction of more than 99% of air (comparable with professional appliances).

### Vacuum sealed in container



Thanks to the use of suitable rigid containers, available upon request, it is possible to vacuum seal even the most fragile of foods, and avoid their being crushed.

### Chef function



It carries out processes such as massaging the meat, cold infusions, extraction of essential oils and marination of food, taking 8-12 minutes as opposed to the usual 48-72 hours.

### Sealing bags



Three levels of sealing that can be adapted for different types of bag, even not vacuum sealed.



## BENEFITS OF VACUUM SEALING

Vacuum sealing food, which can be done in two different types of bag (the first ensures only conservation of food, the second is also suitable for cooking it), provides a long series of benefits and advantages:

- vacuum sealed products are safe from the action of internal (especially air) and external agents, so they last for significantly longer while retaining their own nutritional and sensory characteristics unaltered;
- it is possible to put both food and condiments into the same bag, which helps flavours to mingle;
- vacuum sealed bags are closed with a watertight seal under heat which prevents liquids from escaping during cooking. This allows different foodstuffs to be cooked at the same time without the tastes mixing and also significantly reduces the time needed for cleaning operations.

## ADVANTAGES OF VACUUM SEALER DRAWER

The Barazza vacuum sealer drawer offers three different levels of vacuum, permitting a choice between conservation in a bag or in a container (available separately):

- minimum: to prepare delicate products that are sensitive to pressure such as strawberries, berries, salads, and sensitive to loss of volume such as mousses, whipped cream and soft cheeses;
- average: to conserve raw or cooked products that are sensitive to pressure such as fish fillets, whole shellfish, tomatoes, sauces or soups;
- maximum: to conserve raw or cooked products that are not delicate such as potatoes, carrots, meat, mature cheeses or products submerged in liquid such as vegetables in oil. At maximum power the drawer extracts more than 99% of the air, a percentage that's in line with the figure obtained with professional appliances.

It can also be used just to seal plastic bags of delicate products, offering a choice between three sealing levels:

- Level 1: thin bags, even not vacuum sealed;
- Level 2: vacuum sealed bags for conservation;
- Level 3: vacuum sealed bags for cooking and conservation.

## CHEF FUNCTION

The appliance is equipped with the exclusive Chef mode which, using the vacuum created inside the chamber, can carry out a series of functions such as massaging the meat, cold infusions, extraction of essential oils and marination of food. The advantage of vacuum sealing is that, in the absence of air and pressure, these processes are accelerated exponentially; marinating meat in a vacuum, for example, can achieve in tens of minutes the same liquid infiltration results that would be achieved after 48 hours of traditional marinating.

# WARMING DRAWERS

## general features



### ADVANTAGES OF WARMING DRAWER

As it is possible to adjust the internal temperature to a point between 30 and 70 °C, the warming drawer fulfils a series of functions that make it the perfect partner to complete your range of ovens and coordinated products:

- preheating plates, dishes and coffee cups;
- reheating dishes cooked in advance;
- keeping dishes warm, to make sure that they are at the perfect temperature when they are served;
- defrosting food, at a speed that can be adjusted depending on the temperature set;
- leavening dough, creating a safe environment that's at the right temperature for activating the yeast;
- cooking food at a low temperature.

The front of the drawer is designed to keep cool, to prevent users from burning themselves when the product is in operation.

# MICROWAVE OVENS

## Function key

### Quick start



With this function the oven is started up at maximum power for 30 seconds. Each time the relevant button is pressed adds another 30 seconds.

### Traditional grill



This is particularly useful for cooking slim cuts of meat and for making toast and crostini.

### Timed defrost



This lets you defrost dishes gently, without any detrimental effect, using the time as the parameter.

### Microwave



Microwave cooking at adjustable power levels, from 10 to 100 W, which means cooking and defrosting of food can be significantly speeded up.

### Grill + microwave



The addition of the microwave to the traditional grill lets dishes get even crispier. Ideal for preparing lasagne, potatoes, roasts and different types of soufflé.

### Defrost by weight



This lets you defrost dishes gently, without any detrimental effect, using the weight, from 100 g to 2000 g as the parameter.

### Automatic cooking programs



Microwave ovens offer 8 automatic cooking programs, with the option of setting the weight between those shown on the screen.



Pizza



Pasta



Drinks



Meat



Potatoes



Popcorn




Vegetables




Fish




# MODES OF INSTALLATION




Microwave  
60 cm oven



75 cm microwave  
75 cm oven



Compact oven  
Compact oven




Compact oven  
+ Drawer



Compact oven  
Compact oven  
+ Drawer

Compact oven  
60 cm oven











Compact oven  
+ Drawer  
60 cm oven



60 cm oven  
Coffee machine + Drawer

# OVENS AND COORDINATED PRODUCTS built-in

	ICON	ICON X	ICON ONE	ICON XL
<b>OVEN</b> <b>90 cm</b> Multiprogram				 Exclusive Steel Glass <b>p.135</b>
<b>OVEN</b> <b>75 cm</b> Multiprogram		 Exclusive Steel Glass <b>p.131</b>		
<b>OVEN</b> <b>60 cm</b> Multifunction				
<b>OVEN</b> <b>60 cm</b> Multiprogram			 Exclusive Steel Glass <b>p.129</b>	
<b>OVEN</b> <b>60 cm</b> Touch Screen				
<b>OVEN</b> <b>60 cm</b> Touch Control + knobs	 Exclusive Steel Glass <b>p.121</b>			
<b>MICROWAVE</b> <b>75 cm</b> Digital programmer				
<b>MICROWAVE</b> <b>60 cm</b> Digital programmer				
<b>COMBI-MICROWAVE OVEN</b> Touch Control + knobs	 Exclusive Steel Glass <b>p.122</b>			
<b>COMBI-STEAM OVEN</b> Touch Control + knobs	 Exclusive Steel Glass <b>p.123</b>			
<b>COFFEE MACHINE</b> Programmer + knobs	 Exclusive Steel Glass <b>p.124</b>			
<b>DRAWERS</b> Vacuum sealer Warming	 Exclusive Steel Glass <b>p.125</b>  Exclusive Steel Glass <b>p.126</b>			



**VELVET  
ADVANCE**

**CITY ONE AND CITY**

**UNIQUE  
ONE**

**OFFICINA  
ADVANCE**

**MICROWAVE**



Steel

**p.141**



Steel

**p.140**



Steel

Glass

**p.139**



Vintage

**p.143**



Steel

**p.145**



Steel

**p.145**



Exclusive Steel Glass

**p.137**



Exclusive

Steel

**p.132**



Exclusive

Steel

Glass

Vintage

**p.147**

# ICON

An icon of style and functionality in the kitchen. The Icon series, with its multitude of pieces of equipment and wide choice of Exclusive, Steel and Glass finishes, encases technology in functionality and beauty, all very visible. The convenient central knobs and the handle on the front, in the distinctive Soft-Touch cladding, are the heart and soul of Icon and the central theme that runs through the whole range: from the 60 cm oven to the combi-microwave oven, from the combi-steam oven and coffee machine to the vacuum sealer and warming drawers. The Soft-Close hinges ensure perfect silent closure of the doors of the ovens and coordinated products, making them even more practical to use.



# ICON OVEN

## 60 cm built-in

60 cm Icon built-in oven  
Touch Control + knobs



Exclusive



Steel



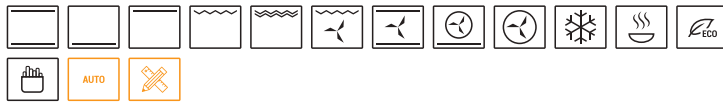
Glass

Zefiro

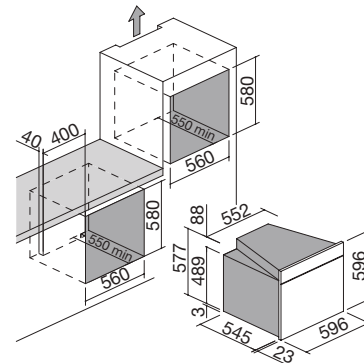


energy rating **A**

Accessories: **28 79 80**



- Zefiro sanitisation system
- 13 manual functions
- 16 automatic cooking programs + Cleaning
- 30 customisable cooking programs
- Veggy mode
- maximum temperature: 250 °C
- capacity: 66 litres
- Touch control multilingual digital programmer + knobs
- features: front controls, knobs and handle in Soft-Touch finish, Easy Clean oven lining, extractable and removable door with triple heat-reflecting glass, Soft-Close hinges, tangential cooling fan, drop-down grill, 2 rear lights, side racks
- equipment: 1 deep Easy Clean enamelled steel drip tray, 1 Easy Clean enamelled steel drip tray, 2 pairs of telescopic oven rails
- safety devices: safety switch-off, electronic child-safety lock
- maximum absorbed power: 2.7 kW




**MATT BLACK STAINLESS STEEL** code **1FEVEPN**


**SATIN STAINLESS STEEL** code **1FEVSP**

**BLACK GLASS** code **1FEVGP**

Accessories:



**28**  
code **1PPI**



**79**  
code **1PPZ**



**80**  
code **1CFFA**



# ICON COMBI-MICROWAVE OVEN

## 60 cm built-in 45 h

Icon built-in compact combi-microwave oven  
Touch Control + knobs



Exclusive



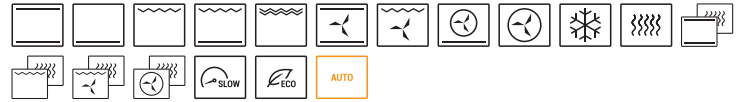
Steel



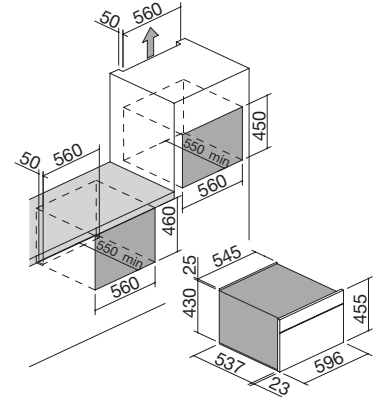
Glass



Accessories: 28 79 80



- 17 manual functions
- 20 automatic cooking programs
- 5 automatic defrosting programs
- Veggy mode
- microwave functions up to 1000 W
- maximum temperature: 250 °C
- capacity: 40 litres
- Touch control multilingual digital programmer + knobs
- features: front controls, knobs and handle in Soft-Touch finish, Easy Clean oven lining, extractable and removable door with triple heat-reflecting glass, Soft-Close hinges, tangential cooling fan, internal light, side racks
- equipment: 1 Pirex baking tray, 1 steel rack
- safety devices: electronic child-safety lock
- maximum absorbed power: 3.5 kW



MATT BLACK STAINLESS STEEL	code 1FEVEMCN
SATIN STAINLESS STEEL	code 1FEVSMC
BLACK GLASS	code 1FEVGMG

Accessories:



# ICON COMBI-STEAM OVEN

## 60 cm built-in 45 h

Icon built-in compact combi-steam oven  
Touch Control + knobs



Exclusive



Steel




Glass

SISTEMA **FEEL**  
*Good*

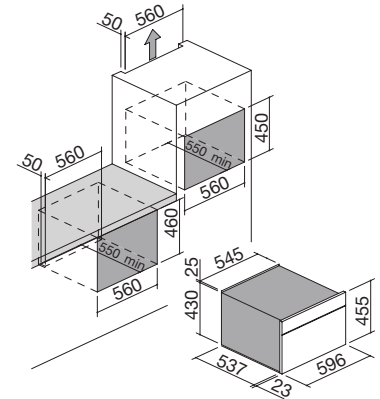


energy rating **A<sup>+</sup>**

Accessories: **28** **79** **80**




- 18 manual functions
- 30 automatic cooking programs
- Veggy mode
- maximum temperature: 250 °C
- progressive adjustment 35-100 °C in steam mode
- capacity: 40 litres
- Touch control multilingual digital programmer + knobs
- features: front controls, knobs and handle in Soft-Touch finish, Easy Clean oven interior, extractable and removable door with quadruple heat-reflecting glass, Soft-Close hinges, tangential cooling fan, internal light, side racks, 0.8 l water tank accessible during cooking
- equipment: 1 deep Easy Clean enamelled steel drip tray, 1 deep steel perforated drip tray, 1 steel rack, temperature probe
- safety devices: electronic child-safety lock
- maximum absorbed power: 3 kW




<b>MATT BLACK STAINLESS STEEL</b>	code <b>1FEVEVCN</b>
<b>SATIN STAINLESS STEEL</b>	code <b>1FEVSVC</b>
<b>BLACK GLASS</b>	code <b>1FEVGVC</b>

**Accessories:**



**28**  
code **1PPI**



**79**  
code **1PPZ**



**80**  
code **1CFFA**



# ICON COFFEE MACHINE

## 60 cm built-in 45 h

Icon built-in compact coffee machine  
Digital programmer + knobs



Exclusive



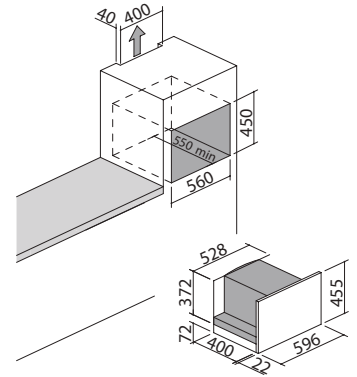
Steel



Glass



- 5 levels of coffee strength (extra-light, light, normal, strong, extra-strong)
- 3 coffee levels (short, normal, long)
- functions: single or double cup, steam dispenser for cappuccino and hot water, programmed on/off, automatic rinse function in on/off, pre-ground coffee option
- display indications: add water, add coffee, remove residue, descaling required, grind size and dose warning
- multilingual digital programmer + knobs
- features: front controls and knobs in Soft-Touch finish, drip tray, LED lighting, telescopic rails, 220 g coffee bean container, removable 1.8 l water tank
- pressure: 15 bar
- maximum absorbed power: 1.35 kW



**MATT BLACK STAINLESS STEEL** code **1CFEVEN**


**SATIN STAINLESS STEEL** code **1CFEVS**

**BLACK GLASS** code **1CFEVG**



# ICON VACUUM SEALER DRAWER 60 cm built-in 15 h


Icon built-in vacuum sealer drawer  
Touch Control



Exclusive



Steel

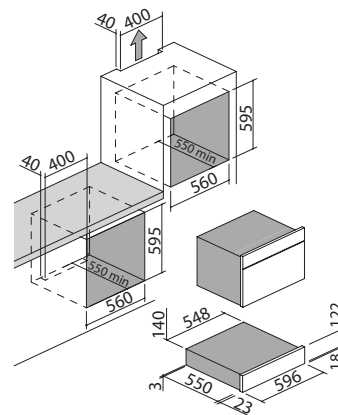


Glass

SISTEMA **FEEL**  
*Good*



- functions: 3 levels of vacuum sealing in bag, 3 levels of vacuum sealing in a container, Chef function for marinating, ripening, cold infusion and extracting essential oils
- Touch control digital display
- motor: oil pump
- features: cover in tempered glass, bowl interior in stainless steel, push-pull opening
- equipment: adapter for containers, kit of 50 food storage bags and 50 bags for cooking food, telescopic rails
- maximum absorbed power: 0.24 kW



<b>MATT BLACK STAINLESS STEEL</b>	code <b>1CSEVEN</b>
<b>SATIN STAINLESS STEEL</b>	code <b>1CSEVS</b>
<b>BLACK GLASS</b>	code <b>1CSEVG</b>

#### Accessories:



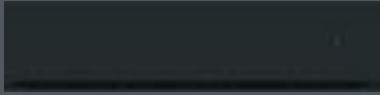
57

code **1KS3**



# ICON WARMING DRAWER 60 cm built-in 15 h


Icon built-in warming drawer



Exclusive



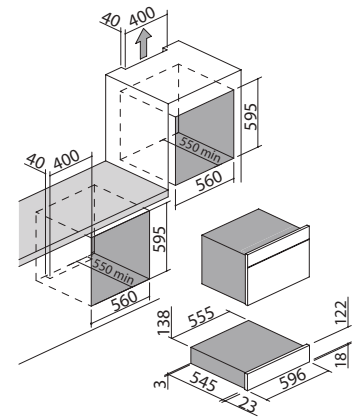
Steel



Glass



- warming plates, tableware, coffee cups
- keep warm function
- defrost function
- leavening
- adjustable temperature from 30 °C to 70 °C
- features: flat internal glass surface with non-slip mat, telescopic rails, push-pull opening, operating light, cool front panel
- maximum absorbed power: 0.4 kW



**MATT BLACK STAINLESS STEEL**

code **1CEEVEN**

**SATIN STAINLESS STEEL**

code **1CEEVS**

**BLACK GLASS**

code **1CEEVG**







# ICON ONE

The new 60 cm Icon One oven, with digital programmer that brings the temperature up to 270 °C, and the microwave with frame are available in Exclusive, Steel and Glass finishes. The pairing extends the possibilities in the kitchen, offering quick, versatile and innovative solutions for traditional cooking systems.



# ICON ONE OVEN

## 60 cm built-in

60 cm Icon One built-in oven  
Multiprogram



Exclusive



Steel



Glass

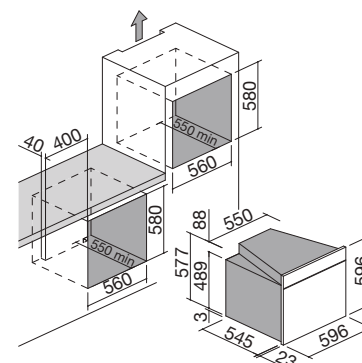


**NEW** energy rating **A**

Accessories: **28** **29** **79** **80**



- 8 manual functions + rapid defrost function
- maximum temperature: 270 °C
- capacity: 66 litres
- electronic digital start/stop cooking programmer and timer
- features: front controls, knobs and handle in Soft-Touch finish, Easy Clean oven lining, extractable and removable door with triple heat-reflecting glass, Soft-Close hinges, tangential cooling fan, drop-down grill, 2 rear lights, side racks
- equipment: 1 deep Easy Clean enamelled steel drip tray, 1 Easy Clean enamelled steel drip tray, 1 steel rack
- safety devices: safety switch-off
- maximum absorbed power: 2.7 kW



**MATT BLACK STAINLESS STEEL** code **1FIOEPN**

**SATIN STAINLESS STEEL** code **1FIOSP**

**BLACK GLASS** code **1FIOGP**

### Accessories:



**28**  
code **1PPI**



**79**  
code **1PPZ**



**29**  
code **1CG6**



**80**  
code **1CFFA**





## ICON X AND MICROWAVE

The new 75 cm Icon X oven with coordinated microwave stands out for its remarkable 89 litre capacity and for its many functions, reflecting the latest interior design trends. Equipped with Soft Touch knobs and handles, as well as soft-close hinges for a pleasant and safe user experience. Available in Exclusive, Steel and Glass finishes, this oven is the perfect fit for a variety of furnishing styles, making it a versatile and elegant choice for any kitchen.

# ICON X OVEN

## 75 cm built-in 60 h

75 cm Icon X built-in oven  
Multiprogram



Exclusive



Steel



Glass

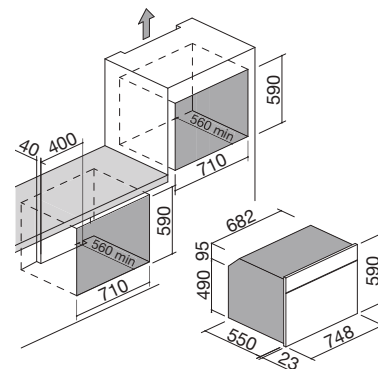


NEW energy rating A

Accessories: 28 79 80



- 9 manual functions
- maximum temperature: 250 °C
- capacity: 89 litres
- electronic digital start/stop cooking programmer and timer
- features: front controls, knobs and handle in Soft-Touch finish, Easy Clean oven lining, extractable and removable door with triple heat-reflecting glass, Soft-Close hinges, tangential cooling fan, 2 rear lights, side racks
- equipment: 1 Easy Clean enamelled steel drip tray, 1 steel rack, 1 pair of telescopic oven rails, rotisserie
- safety devices: safety switch-off
- maximum absorbed power: 3.5 kW




**MATT BLACK STAINLESS STEEL** code 1FIXEPN

**SATIN STAINLESS STEEL** code 1FIXSP

**BLACK GLASS** code 1FIXGP

### Accessories:



28  
code 1PPI



79  
code 1PPZ



80  
code 1CFFA



# MICROWAVE

## 75 cm built-in 38 h

75 cm built-in microwave oven



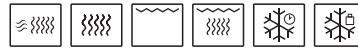
Exclusive



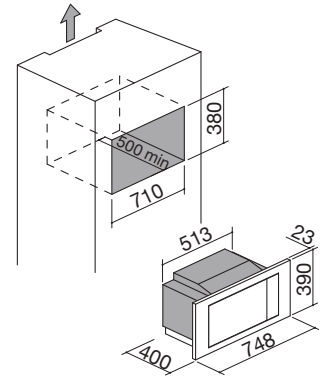
Steel



NEW



- 6 cooking functions
- automatic programming for 8 types of food
- capacity : 25 litres
- features: stainless steel inside, glass inner door, double-glass side-opening door, internal light
- equipment: extractable turntable plate, raised removable grill rack
- safety devices: electronic safety lock
- maximum absorbed power: 1.45 kW



MATT BLACK STAINLESS STEEL/BLACK GLASS code 1MOXEN

SATIN STAINLESS STEEL/BLACK GLASS code 1MOXI





# ICON XL

There's no limit to what you can do in your kitchen. Icon now includes the new 90x60 cm XL oven with exclusive 120 litre capacity that offers plenty of room for your every culinary ambition. Great functionality wrapped in three different finishes: Exclusive, Steel and Glass.





# ICON XL OVEN

## 90 cm built-in 60 h

90 cm Icon XL built-in oven  
Multiprogram



Exclusive



Steel

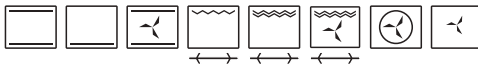


Glass

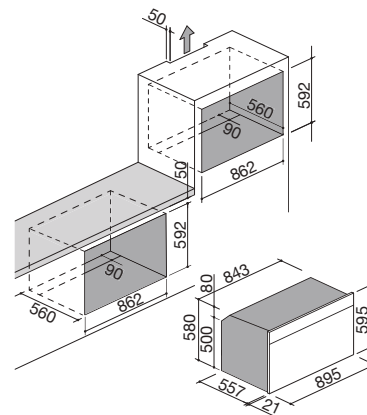


**NEW** energy rating **A**

Accessories: **28** **79** **80**



- 90x60 cm
- 8 manual functions
- maximum temperature: 250 °C
- capacity: 120 litres
- electronic digital start/stop cooking programmer and timer
- features: front controls, knobs and handle in Soft-Touch finish, extractable and removable door with triple heat-reflecting glass, Easy Clean oven lining, dark grey glass, Soft-Close hinges, tangential cooling fan, triple convection fan, 2 rear lights, side racks
- equipment: 1 Easy Clean enamelled steel drip tray, 1 steel rack, rotisserie
- safety devices: safety switch-off
- maximum absorbed power: 3.15 kW



<b>MATT BLACK STAINLESS STEEL</b>	code <b>1FICNE9EN</b>
<b>SATIN STAINLESS STEEL</b>	code <b>1FICN9EI</b>
<b>DARK GREY BLACK GLASS</b>	code <b>1FICN9E</b>

**Accessories:**



**28**  
code **1PPI**



**79**  
code **1PPZ**



**80**  
code **1CFFA**





## VELVET ADVANCE

Velvet Advance, available with Exclusive, Steel and Glass finishes, is an iconic oven with an intriguing charm resulting from its completely monochrome finish.

Even the glass is black, and so is the special dark grey glass, with a black-out effect, that the oven window is made of. The cleanness of the lines, which combine to create the mystery and charm of Velvet Advance, is emphasised by its being Full-Touch, with no controls or knobs on show. Even the Soft-Touch handle is aesthetic as well as functional and serves to underline the oven opening, fitted with practical, silent Soft-Close hinges.



# VELVET ADVANCE OVEN

## 60 cm built-in

60 cm Velvet Advance built-in oven  
Touch Screen



Exclusive **NEW**



Steel



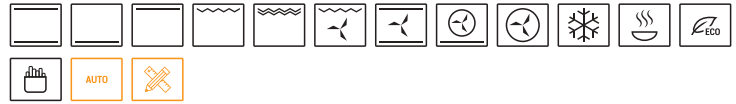
Glass

Zefiro

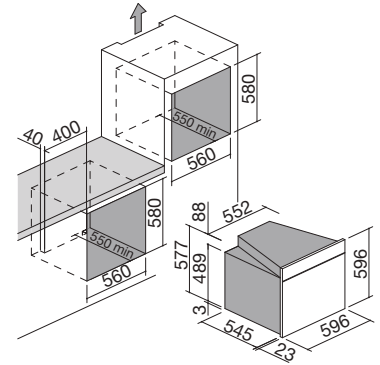


energy rating **A**

Accessories: **28** **79** **80**



- Zefiro sanitisation system
- 13 manual functions
- 16 automatic cooking programs + Cleaning
- 30 customisable cooking programs
- Veggy mode
- maximum temperature: 250 °C
- capacity: 66 litres
- interactive multilingual touch screen
- features: handle in Soft-Touch finish, Easy Clean oven lining, extractable and removable door with triple heat-reflecting glass, dark grey glass, Soft-Close hinges, tangential cooling fan, drop-down grill, 2 internal lights, side racks
- equipment: 1 Easy Clean deep enamelled steel drip tray, 1 Easy Clean enamelled steel drip tray, 2 pairs of telescopic oven rails
- safety devices: safety switch-off, electronic child-safety lock
- maximum absorbed power: 2.7 kW




**MATT BLACK STAINLESS STEEL** code **1FVAPEN**


**SATIN STAINLESS STEEL** code **1FVAPI**

**DARK GREY BLACK GLASS** code **1FVAPN**

Accessories:



**28**  
code **1PPI**



**79**  
code **1PPZ**



**80**  
code **1CFFA**



# CITY ONE AND CITY

A new range of 60 cm Barazza multiprogram ovens, in satin steel or black glass finishes and multifunctional in satin steel. The 90 cm multiprogram satin steel oven completes the range.

An across-the-board range that adapts to any room, featuring Soft-Close hinges which ensure a perfect “soft” closure of the oven doors.



# CITY ONE OVEN 60 cm built-in

60 cm City One built-in oven  
Multiprogram



Steel



Glass

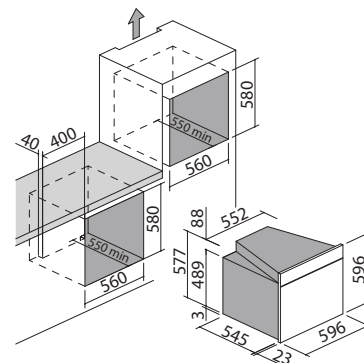


**NEW** energy rating **A**

Accessories: **28** **29** **79** **80**




- 8 manual functions + rapid defrost function
- maximum temperature: 270 °C
- capacity: 66 litres
- electronic digital start/stop cooking programmer and timer
- features: Easy Clean oven lining, extractable and removable door with triple heat-reflecting glass, Soft-Close hinges, tangential cooling fan, drop-down grill, 2 rear lights, side racks
- equipment: 1 deep Easy Clean enamelled steel drip tray, 1 Easy Clean enamelled steel drip tray, 1 steel rack
- maximum absorbed power: 2.7 kW




**SATIN STAINLESS STEEL / BLACK GLASS** code **1FCOPI**

**BLACK GLASS** code **1FCOPN**

**Accessories:**



**28**  
code **1PPI**



**79**  
code **1PPZ**



**29**  
code **1CG6**



**80**  
code **1CFFA**



# CITY ONE OVEN

## 60 cm built-in

60 cm City One built-in oven  
Multifunction



Steel

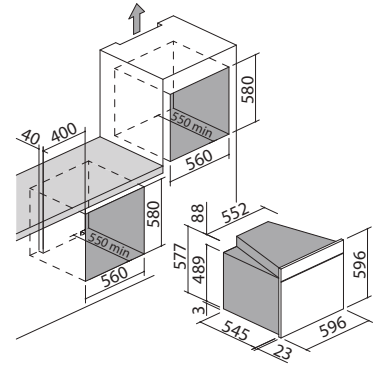


NEW energy rating **A**

Accessories: **28** **29** **79** **80**




- 8 manual functions + rapid defrost function
- maximum temperature: 270 °C
- capacity: 66 litres
- 90° mechanical timer with buzzer
- features: Easy Clean oven lining, extractable and removable door with triple heat-reflecting glass, Soft-Close hinges, tangential cooling fan, drop-down grill, 2 rear lights, side racks
- equipment: 1 deep Easy Clean enamelled steel drip tray, 1 Easy Clean enamelled steel drip tray, 1 steel rack
- maximum absorbed power: 2.7 kW




SATIN STAINLESS STEEL / BLACK GLASS code 1FCOMI

Accessories:



**28**  
code 1PPI



**79**  
code 1PPZ



**29**  
code 1CG6



**80**  
code 1CFFA



# CITY STEEL OVEN

## 90 cm built-in 48 h

90 cm City Steel built-in oven  
Multiprogram

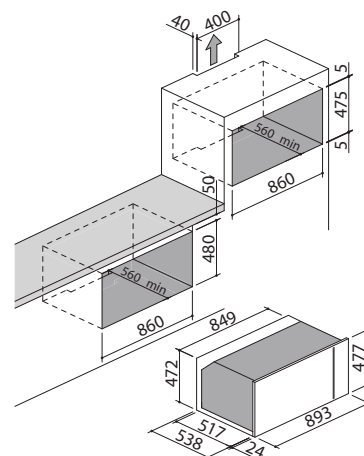


energy rating **A**

Accessories: **28 33 79 80**




- 9 manual functions
- maximum temperature: 250 °C
- capacity: 89 litres
- electronic digital start/stop cooking programmer and timer
- features: Easy Clean oven interior, extractable and removable door with triple heat-reflecting glass, tangential cooling fan, 2 rear lights, side racks
- equipment: rotisserie, 1 deep Easy Clean enamelled steel drip tray, 2 steel racks
- maximum absorbed power: 3.5 kW



**SATIN STAINLESS STEEL / BLACK GLASS** code 1FCYP9

Accessories:



**28**

code 1PPI



**79**

code 1PPZ



**33**

code 1CG9



**80**

code 1CFFA



# UNIQUE ONE

Technological excellence combines with the elegant purity of a design with an industrial flavour. The Vintage finish makes Unique One ovens, with manual controls, perfectly on point with modern decor choices, ensuring that requirements are fully satisfied: now any fancy can finally be experienced to the right level.





# UNIQUE ONE OVEN

## 60 cm built-in

60 cm Unique One built-in oven  
Multifunction

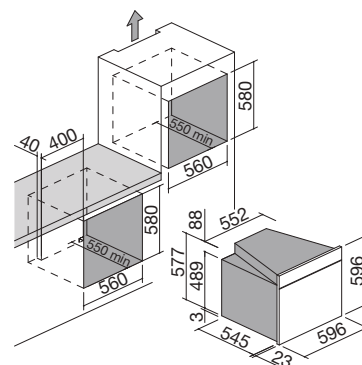


**NEW** energy rating **A**

Accessories: **28** **29** **79** **80**




- 8 manual functions + rapid defrost function
- maximum temperature: 250 °C
- capacity: 66 litres
- 90° mechanical timer with buzzer
- features: Easy Clean oven interior, extractable and removable door with triple heat-reflecting glass, tangential cooling fan, drop-down grill, 2 internal lights, side racks
- equipment: 1 deep Easy Clean enamelled steel drip tray, 1 Easy Clean enamelled steel drip tray, 1 steel rack
- maximum absorbed power: 2.7 kW



VINTAGE STAINLESS STEEL

code 1FUOM

Accessories:




**28**

code 1PPI



**79**

code 1PPZ



**29**

code 1CG6



**80**

code 1CFFA



# OFFICINA ADVANCE

Officina Advance ovens are inspired by the purity and formal rigour of professional kitchens from which they take the aesthetic essence and the structural robustness. Designed and created for those who really inhabit their kitchen as a special area dedicated to cooking.



# OFFICINA ADVANCE OVEN 60 cm built-in

60 cm Officina Advance built-in oven  
Multiprogram



60 cm Officina Advance built-in oven  
Multifunction

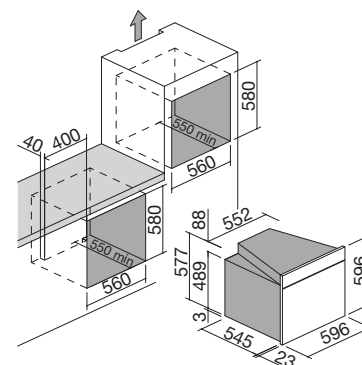


energy rating **A**

Accessories: **80**



- 8 manual functions + rapid defrost function
- maximum temperature: 250 °C
- capacity: 66 litres
- electronic digital start/stop cooking programmer and timer
- features: oven interior with the Easy Clean label, extractable and removable door with triple heat-reflecting glass, tangential cooling fan, 1 rear light
- equipment: 1 deep Easy Clean enamelled steel drip tray, 1 Easy Clean enamelled steel drip tray, 1 steel rack
- maximum absorbed power: 2.7 kW



**SATIN STAINLESS STEEL**

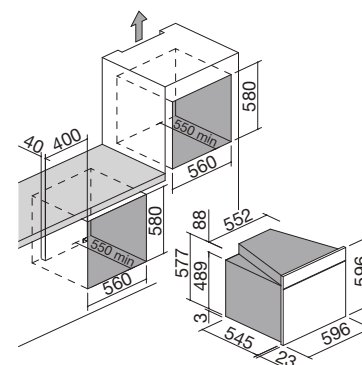
code **1FOAP**

energy rating **A**

Accessories: **80**



- 8 manual functions + rapid defrost function
- maximum temperature: 250 °C
- capacity: 66 litres
- 90° mechanical timer with buzzer
- features: oven interior with the Easy Clean label, extractable and removable door with triple heat-reflecting glass, tangential cooling fan, 1 rear light
- equipment: 1 deep Easy Clean enamelled steel drip tray, 1 Easy Clean enamelled steel drip tray, 1 steel rack
- maximum absorbed power: 2.7 kW



**SATIN STAINLESS STEEL**

code **1FOAM**

Accessories:



**80**

code **1CFFA**





## MICROWAVE

Microwaves complete the range of Barazza ovens, bringing together ease of use and instant performance with a design of rigorous aesthetic purity. The microwave, extremely functional and versatile, allows food to be prepared and cooked more simply and quickly, and lends itself to different methods of installation.

# MICROWAVE

## 60 cm built-in 38 h

### Built-in microwave oven



Exclusive



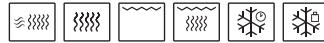
Steel



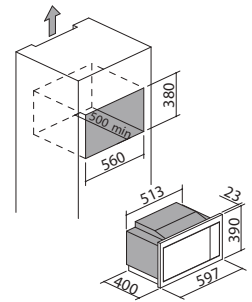
Vintage



Glass **NEW**



- 6 cooking functions
- automatic programming for 8 types of food
- capacity: 25 litres
- features: stainless steel inside, glass inner door, double-glass side-opening door, internal light
- equipment: extractable turntable plate, raised removable grill rack
- safety devices: electronic safety lock
- maximum absorbed power: 1.45 kW



MATT BLACK STAINLESS STEEL / BLACK GLASS code 1MOEN

SATIN STAINLESS STEEL / BLACK GLASS code 1MOI

VINTAGE STAINLESS STEEL / BLACK GLASS code 1MOIV

BLACK GLASS code 1MOGN





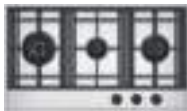
# HOBS

Barazza manufactures many types of Hob, which differ in both aesthetic and functional qualities. There are gas hobs, barbecues, teppanyaki grills and induction hobs and they can be coordinated with ovens, cooker hoods, sinks and taps from any collection. Their versatility is also evident in the fact that you can choose from a variety of sizes that can be installed in different ways: Barazza Hobs stand out for their way of fitting perfectly into any kitchen environment.


## GAS - TEPPANYAKI - BARBECUE

## INDUCTION

**LAB EVOLUTION**  
page 162



**UNIQUE**  
page 176



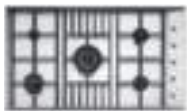
**ICON**  
page 184



**KASAI SPACE**  
page 191



**LAB**  
page 164



**SELECT PLUS**  
page 178



**LAB EVOLUTION**  
page 186




**CITY**  
page 192



**MOOD**  
page 166




**OFFICINA**  
page 180



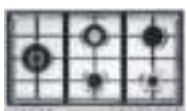
**ZERO ADVANCE**  
page 188



**GREEN PLUS**  
page 196



**B\_FREE**  
page 172



**SPACE**  
page 190



**B\_FREE**  
page 198




# INSTALLATION features and equipment

## Flush-top (FT)



For Lab Evolution, Lab and Officina gas hobs, and Icon, Lab Evolution, Zero Advance, Space, City and Green Plus induction hobs. This gives perfect alignment with the worktop.



## Lowered edge built-in (LEB)



For Unique and Select Plus hobs. The edge ends in an oblique fold.



## Flat edge built-in (FEB)



For Lab Evolution, Lab and Officina gas hobs, and Lab Evolution induction hobs. The edge is distinguished only by touch and makes installation easy.



## Flat glass edge built-in (FGB)



For glass ceramic Mood gas hobs and Icon, Zero Advance, Space, City and Green Plus induction hobs. The linearity of the glass is shown off in the built-in installation in which its thickness is on display.



## Square edge built-in (SQEB)



For B\_Free gas and induction hobs. The edge, folded over, rests on the worktop.



## Edge built-in 4 mm (EB4)



Full stainless steel 4 mm thick makes the Mood stainless steel hobs prime examples of design and refinement.



## Mizu Kasai built-in (MKB)



For Kasai Space hobs. Stainless steel perimeter frame.





# GAS AND ELECTRIC HOBS

## icon key

### Unit width



The Barazza hobs come in different widths, designed to adapt to all the most common standard units of kitchen furniture.

### Stainless steel knobs



Made of stainless steel, robust and pleasing to the touch, the knobs on Barazza's hobs allow easy, precise regulation of the power of the burners or induction zones.



### Flat knobs in Soft-Touch finish



With a minimalist, essential look, they are warm and ergonomic to the touch, allowing precise regulation of the power of the burners or induction zones.



### AISI 304 stainless steel



AISI 304, used to make Barazza products, is high quality stainless steel that guarantees resistance to stress, durability over time and ease of cleaning.

### 4 mm thick AISI 304 stainless steel



The full thickness of 4 mm is the maximum expression of the qualities of AISI 304 steel, ensuring a product with unparalleled strength and durability.



### Extra thick steel



The 10/10 thickness guarantees AISI 304 stainless steel the sort of strength that endows a product with extreme durability, whilst retaining its characteristics unaltered.

### Cast iron wok adapter

Optional accessory for some types of hob.



# GAS AND ELECTRIC HOBS

## icon key

### Flat Eco-Design burners



The special design of the Flat Eco-Design burners generates a vertical flame which allows greater efficiency, reduced energy consumption and uniform cooking.



### Eco-flame

The burners with the flame stabilised by a high efficiency plate optimise energy consumption and reduce the emission of toxic substances by more than 50% compared to the value expected by regulations.



### Double ring burner 3.5 kW



Two rings of flames, efficient and high-performing, that optimise the power of 3.5 kW of the burner to promote fast, even cooking of dishes.



### Triple ring burner 3.8 kW



Three concentric rings of flames that develop a power of 3.8 kW, distributing the heat evenly on the cooking pan to guarantee even faster cooking times.



### Chef double ring burner 3.5 kW



Two rings of flames, with the flames directed towards the centre of the burner, that optimise the power of 3.5 kW to promote fast, even cooking of dishes.



### Double ring burner 4 kW



Two rings of flames, efficient and high-performing, that optimise the increased power of 4 kW of the burner to promote even faster, more even cooking of dishes.



### Double ring burner 5 kW



A burner that guarantees high performance thanks to its very high power, regulated by two knobs that activate the 0.8 kW internal flames, the 4.2 kW external flames, or both.



# GAS AND ELECTRIC HOBS

## icon key

### Cast iron pan supports



In moulded cast iron, similar to those used in professional kitchens, these are particularly robust, heat resistant, durable and can transmit and retain heat better.



### Extractable one-piece burners

The one-piece pull-out burners speed up and significantly simplify hob cleaning; just lift them up to be able to reach the steel hob much more easily.



### Burners in line



The unusual in-line distribution of the burners allows optimum use of space on the worktop and promotes the sliding of the cooking utensils from one zone to another.



### Integrated burners



The flush pan support with integrated burners is ideal for creating surfaces with no continuity problems, increased functionality and strong aesthetic impact.



### Barbecue



This electric barbecue, made with lava rock that absorbs fat and stops smoke from forming, guarantees the same quality of cooking as with a traditional barbecue.



### Teppanyaki



6 mm stainless steel electric hotplate with two cooking zones that can be used independently or together, ideal for cooking meat, fish and vegetables without adding condiments.



### Automatic ignition and safety valve

With a singular gesture this lets you switch on and regulate the grill using the knob and ensures instant blocking of the gas flow should the flame go out accidentally.

# INDUCTION HOBS

## icon key

### Touch controls



The Touch Control controls allow parameters to be adjusted independently, easily and precisely for each specific cooking zone on the hob.



### Zones in line



The in-line distribution of the zones means that the depth of the hob can be contained, so it can more easily be integrated into steel worktops.



### Automatic cooking programs and functions



The automatic cooking programs allow you to set the temperature of the induction zones above a pre-set value, suitable for specific dishes:

#### Space hobs:

- 1) The "Warming" program sets the power at 45 °C, allowing cooked food to be kept warm.
- 2) The "Melt" program sets the power at 70 °C, the ideal temperature for melting butter and similar foodstuffs.
- 3) The "Simmer" program sets the power at 94 °C, guaranteeing a slow boil, ideal for preparing sauces, stews and soups.

#### Icon hobs:

- 1) The "Melt" function sets the temperature at 70 °C, the ideal temperature for melting butter and similar foodstuffs.
- 2) The "Warm" function sets the power at 45 °C, allowing cooked food to be kept warm.

### Bridge function



This lets you link two adjacent cooking zones on the hob, expanding the surface area. It is particularly useful when using large cooking pans.



### Power management



This function lets you define and set the maximum power that the hob can absorb; by doing this, you can avoid the risk of energy overload.

### Chef Cook function



Three zones of the hob are automatically set at power levels 2, 6 and 9. In this way you can move from one level to another simply by moving the pan on the hob.

### Booster function



This reduces the cooking time of a single zone, increasing the power of the hob to maximum. It is especially suitable for heating large amounts of liquids.

### Pause/reminder function



This lets you pause cooking momentarily in the selected zone. The process can be resumed whenever you want simply by pressing the button again.



# INDUCTION HOBS

## icon key

### Automatic pan detection



The hob can recognise on its own when a pan is placed upon it, starting up the interface and allowing swift adjustment of the cooking parameters.

### Automatic Pre-heating function



This allows you to reach temperature more quickly: after having selected a power level, the zone will heat up to maximum for a period of time and then settle on the level selected.



### Automatic safety switch-off



Once the time limit for switch-on at a given power has elapsed, the hob switches off automatically so as to limit the damage from a possible memory lapse on the part of the user.

### Child safety lock



The device to lock the controls prevents hob settings being changed accidentally by children.



### Minute minder



This is a timer in itself, working independently from the individual cooking zone, which allows you to keep track of the time that's passed without intervening on switching off the hob.

### Cooking end timer



This lets you set a precise time (from a minimum of 1 to a maximum of 99-600 minutes depending on the model) for automatic switch-off of the selected cooking zone, ensuring prompt control of cooking and limiting any wasted energy.

### Selective pan detection



The induction plate operates only if the hob detects the presence on it of metal cooking pots of suitable sizes, thus avoiding the situation of other objects triggering ignition.

### Keep warm function



Set the power level at a value between 0 and 1, which lets you keep the dish warm without running the risk of burning it.

### Residual heat indicator



The symbol H on the display shows that residual heat is present on the hob, generated by the heat reflected by the bottom of the cooking pan.

### Overflow alarm



When a liquid is spilled on the surface and ends up on the control zone, the hob beeps and switches off automatically until the liquid is wiped up.



















### Induction hob with integrated cooker hood




Zero Advance's new cooker hood layout improves its exhaust qualities and increases available space on the hob. The new filtering version requires no special installation and allows easy filter removal from above, making routine maintenance easy. The cooker hood's controls are integrated in the Touch Control for a convenient starting point for immediate odour removal. The hob can be fitted with a ceramic filter kit that achieves a reduction of odours by 80% and can be reinvigorated in the oven every 2-3 months, or a polyurethane foam mat filter kit, covered in granular activated carbons, that achieves a reduction of odours by 60% and can be reinvigorated every 2-3 months, by washing it in the dishwasher or by hand, and replaced every 2-3 years.

# GAS AND ELECTRIC HOBS built-in and flush

Module | 36 | 60/65 | 70/75

<p>LAB EVOLUTION</p>				
<p>LAB</p>			 <p>p.164</p>	
<p>MOOD</p>			 <p>p.166 p.166</p>	 <p>p.166</p>
<p>B_FREE</p>		 <p>p.173 p.173 p.173 p.173</p>	 <p>p.170 p.170 p.169</p>	
<p>UNIQUE</p>			 <p>p.174</p>	 <p>p.174</p>
<p>SELECT PLUS</p>			 <p>p.176</p>	 <p>p.176</p>
<p>OFFICINA</p>			 <p>p.179</p>	 <p>p.179</p>



p.163



p.164



p.164



p.166



p.170



p.169



p.174



p.176



p.179



p.181



p.181



p.163



p.164



p.167



p.170



p.174



p.176



p.179

# INDUCTION HOBS built-in and flush

Module

30/36

60

70

ICON



LAB EVOLUTION



ZERO ADVANCE



SPACE

KASAI SPACE



CITY



p.193



p.193

GREEN PLUS



p.196



p.196

B\_FREE



p.199



p.199





p.185



p.187




p.187



p.189



p.190



p.191



p.194



p.194



p.194



p.195


# GAS - TEPPANYAKI - BARBECUE

Barazza manufactures many types of Hob, which differ in both aesthetic and functional qualities.

There are gas hobs, barbecues and teppanyaki grills and they can be coordinated with ovens, cooker hoods, sinks and taps from any collection. Their versatility is also evident in the fact that you can choose from a variety of sizes that can be installed in different ways:

Barazza Hobs stand out for their way of fitting perfectly into any kitchen environment.





# LAB EVOLUTION

Modularity and flexibility merge with a pure and essential style that runs the length of the surface, perfectly in line with the worktop. With Lab Evolution hobs the strong personality of Lab is taken to a new level: increased depth and Flat Eco-Design burners.



# LAB EVOLUTION HOBS

## flat edge built-in and flush

**90 cm Lab Evolution built-in and flush hob**  
2 gas burners + Flat Eco-Design double ring



**120 cm Lab Evolution built-in and flush hob**  
3 gas burners + Flat Eco-Design double ring

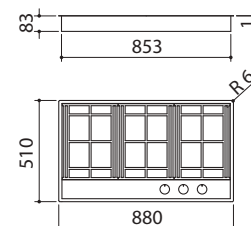


FEB FT

- extra-thick AISI 304 stainless steel
- controls: Flat knobs in Soft-Touch finish
- Flat Eco-Design burners
- cast iron pan supports
- 86x49 cm cut out flush-top: see website

**Burner power:**

- 1 semi-rapid: 1.75 kW
- 1 rapid: 3 kW
- 1 double ring: 4 kW



**SATIN STAINLESS STEEL**

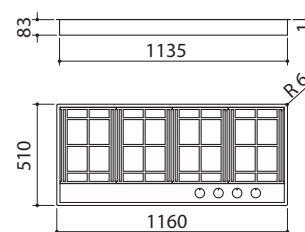
code **1PLE2D**

FEB FT

- extra-thick AISI 304 stainless steel
- controls: Flat knobs in Soft-Touch finish
- Flat Eco-Design burners
- cast iron pan supports
- 114x49 cm cut out flush-top: see website

**Burner power:**

- 1 auxiliary: 1 kW
- 1 semi-rapid: 1.75 kW
- 1 rapid: 3 kW
- 1 double ring: 4 kW



**SATIN STAINLESS STEEL**

code **1PLE3D**

**Standard equipment:** automatic ignition, safety valve, fixing clips.



### LAB EVOLUTION MADE-TO-MEASURE version

The made-to-measure versions are born from Barazza's most innovative creations and from being able to develop and modify them in order to fulfil particular requirements of taste, size and style. The result is our "tailor-made" solutions, made to measure to meet the needs and wishes of our clients. To explore all MADE TO MEASURE's infinite possibilities, go to the website [www.barazzasrl.it](http://www.barazzasrl.it)

# LAB HOBS

## flat edge built-in and flush

### 65 cm Lab built-in and flush hob

4 gas burners



### 90 cm Lab built-in and flush hob

4 gas burners + double ring



### 90 cm Lab built-in and flush hob

2 gas burners + double ring



### 120 cm Lab built-in and flush hob

3 gas burners + double ring

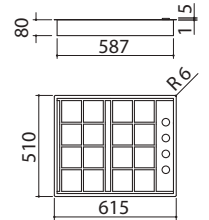


FEB FT

- extra-thick AISI 304 stainless steel
- cast iron pan supports
- controls: integrated side top
- 59.5x49 cm cut out
- flush-top: see website

#### Burner power:

- 1 auxiliary: 1 kW
- 2 semi-rapid: 1.75 kW
- 1 rapid: 2.5 kW



SATIN STAINLESS STEEL

code 1PLB4

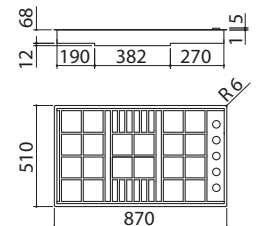
Accessories: 35

FEB FT

- extra-thick AISI 304 stainless steel
- cast iron pan supports
- controls: integrated side top
- 85x49 cm cut out
- flush-top: see website

#### Burner power:

- 1 auxiliary: 1 kW
- 2 semi-rapid: 1.75 kW
- 1 rapid: 2.5 kW
- 1 double ring: 3.5 kW



SATIN STAINLESS STEEL

code 1PLB5

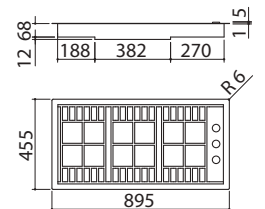
Accessories: 35

FEB FT

- extra-thick AISI 304 stainless steel
- cast iron pan supports
- controls: integrated side top
- 87.5x43.5 cm cut out
- flush-top: see website

#### Burner power:

- 1 auxiliary: 1 kW
- 1 semi-rapid: 1.75 kW
- 1 double ring: 3.5 kW



SATIN STAINLESS STEEL

code 1PLB2T

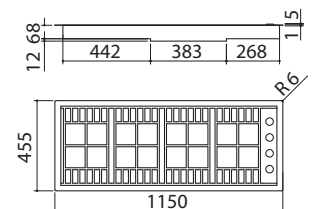
Accessories: 35

FEB FT

- extra-thick AISI 304 stainless steel
- cast iron pan supports
- controls: integrated side top
- 113x43.5 cm cut out
- flush-top: see website

#### Burner power:

- 1 auxiliary: 1 kW
- 1 semi-rapid: 1.75 kW
- 1 rapid: 3 kW
- 1 double ring: 3.5 kW



SATIN STAINLESS STEEL

code 1PLB3T

Accessories:



35  
code 1RWJ

**Standard equipment:** automatic ignition, safety valve, eco-flame, fixing clips.

# LAB

Modularity and flexibility applied to a pure, simple style that features surfaces flush with the worktop and the silky smoothness of the satin surface. Lab confirms its place as the benchmark for lovers of minimalist design.



# MOOD HOBS

## 4mm stainless steel built-in edge

### 65 cm Mood built-in hob

3 gas burners + Flat Eco-Design double ring



### 75 cm Mood built-in hob for 60 cm base

4 gas burners + Flat Eco-Design double ring



### 75 cm Mood built-in hob

4 gas burners + Flat Eco-Design double ring



### 90 cm Mood built-in hob

4 gas burners + Flat Eco-Design double ring

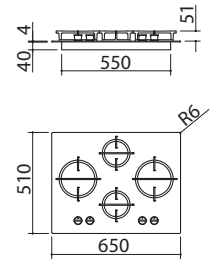


### EB4

- 4 mm thick AISI 304 stainless steel
- Flat Eco-Design burners
- cast iron pan supports
- 56x48 cm cut out

#### Burner power:

- 1 auxiliary: 1 kW
- 1 semi-rapid: 1.75 kW
- 1 rapid: 3 kW
- 1 double ring: 4 kW



### 4 mm SATIN STAINLESS STEEL

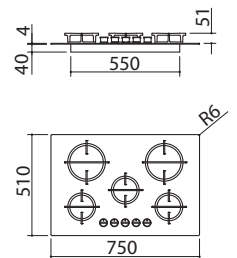
code 1PMD64

### EB4

- 4 mm thick AISI 304 stainless steel
- Flat Eco-Design burners
- cast iron pan supports
- 56x48 cm cut out for 60 cm base

#### Burner power:

- 1 auxiliary: 1 kW
- 2 semi-rapid: 1.75 kW
- 1 rapid: 3 kW
- 1 double ring: 4 kW



### 4 mm SATIN STAINLESS STEEL

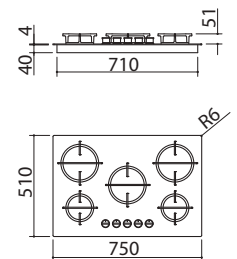
code 1PMD70

### EB4

- 4 mm thick AISI 304 stainless steel
- Flat Eco-Design burners
- cast iron pan supports
- 72x48 cm cut out

#### Burner power:

- 1 auxiliary: 1 kW
- 2 semi-rapid: 1.75 kW
- 1 rapid: 3 kW
- 1 double ring: 4 kW



### 4 mm SATIN STAINLESS STEEL

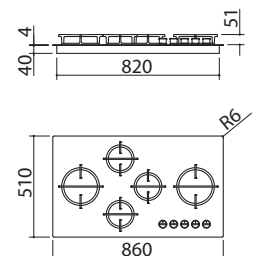
code 1PMD75

### EB4

- 4 mm thick AISI 304 stainless steel
- Flat Eco-Design burners
- cast iron pan supports
- 83x48 cm cut out

#### Burner power:

- 1 auxiliary: 1 kW
- 2 semi-rapid: 1.75 kW
- 1 rapid: 3 kW
- 1 double ring: 4 kW



### 4 mm SATIN STAINLESS STEEL

code 1PMD95



# MOOD HOBS

## 4mm stainless steel built-in edge

### 110 cm Mood built-in hob

3 gas burners + Flat Eco-Design double ring

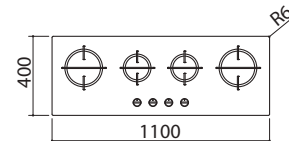


EB4

- 4 mm thick AISI 304 stainless steel
- Flat Eco-Design burners
- cast iron pan supports
- 107x37 cm cut out

#### Burner power:

- 1 auxiliary: 1 kW
- 1 semi-rapid: 1.75 kW
- 1 rapid: 3 kW
- 1 double ring: 4 kW



4 mm SATIN STAINLESS STEEL

code 1PMD104

**Standard equipment:** automatic ignition, safety valve, fixing clips, seal.

# MOOD

Italian know-how, sensibility to beauty, a love of functionality: a design that goes beyond passion and the remarkable 4 mm thickness of stainless steel.

Because, of the many ways of doing things, few really allow you to shine.





# MOOD HOBS

## 4mm white glass ceramic built-in edge

**75 cm Mood built-in hob for 60 cm base**  
4 gas burners + Flat Eco-Design double ring

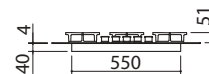


**90 cm Mood built-in hob**  
4 gas burners + Flat Eco-Design double ring



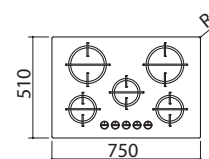
**FGB**

- 4 mm thick glass ceramic
- Flat Eco-Design burners
- cast iron pan supports
- 56x48 cm cut out for 60 cm base



**Burner power:**

- 1 auxiliary: 1 kW
- 2 semi-rapid: 1.75 kW
- 1 rapid: 3 kW
- 1 double ring: 4 kW

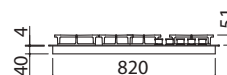


**4 mm WHITE GLASS CERAMIC**

code **1PMD70B**

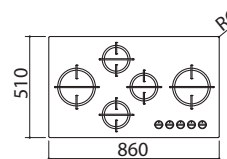
**FGB**

- 4 mm thick glass ceramic
- Flat Eco-Design burners
- cast iron pan supports
- 83x48 cm cut out



**Burner power:**

- 1 auxiliary: 1 kW
- 2 semi-rapid: 1.75 kW
- 1 rapid: 3 kW
- 1 double ring: 4 kW



**4 mm WHITE GLASS CERAMIC**

code **1PMD95B**

**Standard equipment:** automatic ignition, safety valve, fixing clips, seal.

# MOOD HOBS

## 4mm black glass ceramic built-in edge

### 65 cm Mood built-in hob

3 gas burners + Flat Eco-Design double ring



### 75 cm Mood built-in hob for 60 cm base

4 gas burners + Flat Eco-Design double ring



### 90 cm Mood built-in hob

4 gas burners + Flat Eco-Design double ring



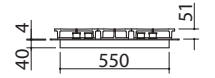
### 110 cm Mood built-in hob

3 gas burners + Flat Eco-Design double ring



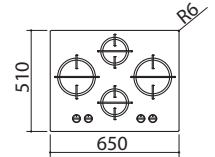
### FGB

- 4 mm thick glass ceramic
- Flat Eco-Design burners
- cast iron pan supports
- 56x48 cm cut out



#### Burner power:

- 1 auxiliary: 1 kW
- 1 semi-rapid: 1.75 kW
- 1 rapid: 3 kW
- 1 double ring: 4 kW

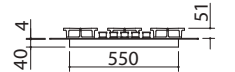


### 4 mm BLACK GLASS CERAMIC

code 1PMD64N

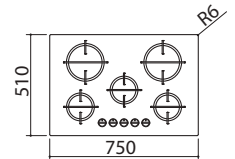
### FGB

- 4 mm thick glass ceramic
- Flat Eco-Design burners
- cast iron pan supports
- 56x48 cm cut out for 60 cm base



#### Burner power:

- 1 auxiliary: 1 kW
- 2 semi-rapid: 1.75 kW
- 1 rapid: 3 kW
- 1 double ring: 4 kW

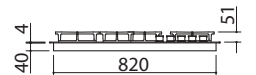


### 4 mm BLACK GLASS CERAMIC

code 1PMD70N

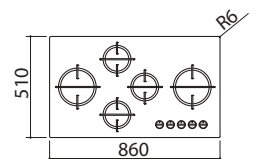
### FGB

- 4 mm thick glass ceramic
- Flat Eco-Design burners
- cast iron pan supports
- 83x48 cm cut out



#### Burner power:

- 1 auxiliary: 1 kW
- 2 semi-rapid: 1.75 kW
- 1 rapid: 3 kW
- 1 double ring: 4 kW

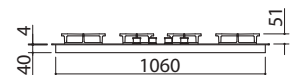


### 4 mm BLACK GLASS CERAMIC

code 1PMD95N

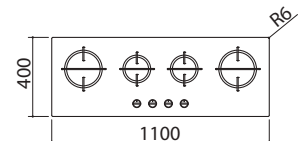
### FGB

- 4 mm thick glass ceramic
- Flat Eco-Design burners
- cast iron pan supports
- 107x37 cm cut out



#### Burner power:

- 1 auxiliary: 1 kW
- 1 semi-rapid: 1.75 kW
- 1 rapid: 3 kW
- 1 double ring: 4 kW



### 4 mm BLACK GLASS CERAMIC

code 1PMD104N

**Standard equipment:** automatic ignition, safety valve, fixing clips, seal.



# B\_FREE

B\_Free hobs let you combine very different cooking methods by putting technology, design and versatility at the same level. B\_Free hobs, extremely functional in their modularity, are available in 5 kW, Chef, induction, barbecue, and teppanyaki cooking hobs in various sizes.



**The B\_Free range is completed by two induction hobs, 36 and 70 cm, available on page 199 of this catalogue.**

# B\_FREE HOBS

## square edge built-in

### 36 cm B\_Free built-in hob

double ring 5 kW



### 36 cm B\_Free built-in hob

1 gas burner + Chef double ring



### 36 cm B\_Free built-in hob

teppanyaki



### 36 cm B\_Free built-in hob

barbecue



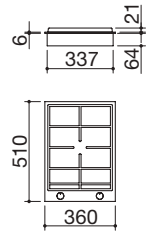
### SQEB

Accessories: 35

- extra-thick AISI 304 stainless steel
- cast iron pan support
- burner with dual control
- 34x49 cm cut out

#### Burner power:

- 1 Chef double ring: 5 kW (central 0.8 kW and ring 4.2 kW)



#### SATIN STAINLESS STEEL

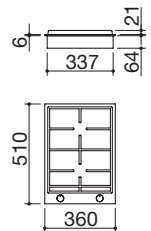
code 1PBF1

### SQEB

- extra-thick AISI 304 stainless steel
- cast iron pan support
- 34x49 cm cut out

#### Burner power:

- 1 semi-rapid: 1.75 kW
- 1 Chef double ring: 3.5 kW

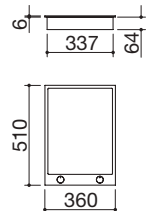


#### SATIN STAINLESS STEEL

code 1PBF2

### SQEB NEW

- extra-thick AISI 304 stainless steel
- 6 mm AISI 304 stainless steel single hotplate
- thermostat
- 2 cooking zones
- electronic temperature control from 50 °C to 270 °C
- hotplate activation indicator and thermostat
- maximum absorbed power: 1 kW
- 34x49 cm cut out

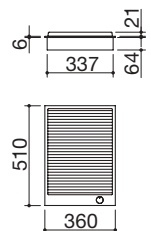


#### SATIN STAINLESS STEEL

code 1PBF1K1

### SQEB

- extra-thick AISI 304 stainless steel
- barbecue with electric element
- cast iron grid
- lava stone to absorb cooking liquids
- removable tray
- settings 0 to 9
- heating element activation indicator
- maximum absorbed power: 1.75 kW
- 34x49 cm cut out



#### SATIN STAINLESS STEEL

code 1PBF1K2


# B\_FREE HOBS

## square edge built-in

**60 cm B\_Free built-in hob**  
3 gas burners + Chef double ring



**70 cm B\_Free built-in hob**  
2 gas burners + 2 Chef double rings



**90 cm B\_Free built-in hob**  
3 gas burners + Chef double ring + double ring 4 kW



**100 cm B\_Free built-in hob**  
2 gas burners + 2 Chef double rings

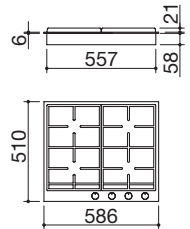


**SQEB**

- extra-thick AISI 304 stainless steel
- cast iron pan supports
- 56x49 cm cut out

**Burner power:**

- 1 auxiliary: 1 kW
- 1 semi-rapid: 1.75 kW
- 1 rapid: 3 kW
- 1 Chef double ring: 3.5 kW



**SATIN STAINLESS STEEL**

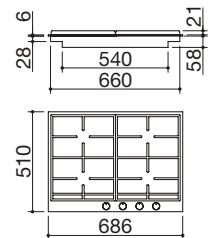
code **1PBF64**

**SQEB**

- extra-thick AISI 304 stainless steel
- cast iron pan supports
- 66.5x49 cm cut out

**Burner power:**

- 1 auxiliary: 1 kW
- 1 semi-rapid: 1.75 kW
- 2 Chef double ring: 3.5 kW



**SATIN STAINLESS STEEL**

code **1PBF74**

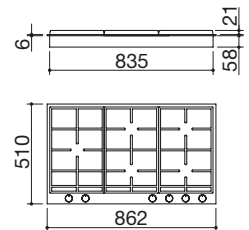
**SQEB**

**Accessories: 35**

- extra-thick AISI 304 stainless steel
- cast iron pan supports
- burner with dual control
- 84x49 cm cut out

**Burner power:**

- 1 auxiliary: 1 kW
- 1 semi-rapid: 1.75 kW
- 1 rapid: 3 kW
- 1 Chef double ring: 3.5 kW
- 1 double ring: 4 kW



**SATIN STAINLESS STEEL**

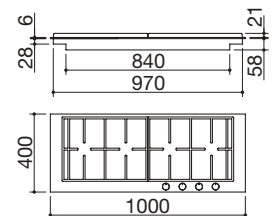
code **1PBF95**

**SQEB**

- extra-thick AISI 304 stainless steel
- cast iron pan supports
- 98x38 cm cut out

**Burner power:**

- 1 auxiliary: 1 kW
- 1 semi-rapid: 1.75 kW
- 2 Chef double ring: 3.5 kW



**SATIN STAINLESS STEEL**

code **1PBF104**

**Accessories:**



**35**

code **1RWJ**

**Gas hobs standard equipment:** automatic ignition, safety valve, eco-flame, fixing clips, seal.

**Electric hobs standard equipment:** fixing clips, seal.





# UNIQUE HOBS

## lowered edge built-in

### 60 cm Unique built-in hob

3 gas burners + triple ring



### 70 cm Unique built-in hob

4 gas burners + triple ring



### 90 cm Unique built-in hob

4 gas burners + triple ring



### 100 cm Unique built-in hob

2 gas burners + 2 gas fish burner + triple ring



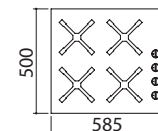
### LEB

Accessories: 35

- extra-thick AISI 304 stainless steel
- cast iron pan supports
- 56x48 cm cut out

#### Burner power:

- 1 auxiliary: 1 kW
- 2 semi-rapid: 1.75 kW
- 1 triple ring: 3.8 kW



### VINTAGE STAINLESS STEEL

code 1PUN64

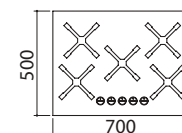
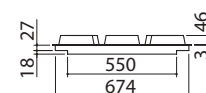
### LEB

Accessories: 35

- extra-thick AISI 304 stainless steel
- cast iron pan supports
- 68x48 cm cut out

#### Burner power:

- 1 auxiliary: 1 kW
- 2 semi-rapid: 1.75 kW
- 1 rapid: 3 kW
- 1 triple ring: 3.8 kW



### VINTAGE STAINLESS STEEL

code 1PUN75

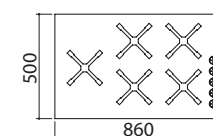
### LEB

Accessories: 35

- extra-thick AISI 304 stainless steel
- cast iron pan supports
- 84x48 cm cut out

#### Burner power:

- 1 auxiliary: 1 kW
- 2 semi-rapid: 1.75 kW
- 1 rapid: 3 kW
- 1 triple ring: 3.8 kW



### VINTAGE STAINLESS STEEL

code 1PUN95

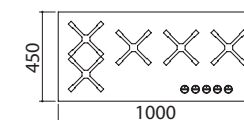
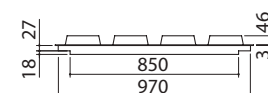
### LEB

Accessories: 35

- extra-thick AISI 304 stainless steel
- cast iron pan supports
- 98x43 cm cut out

#### Burner power:

- 2 auxiliary: 1 kW
- 1 semi-rapid: 1.75 kW
- 1 rapid: 3 kW
- 1 triple ring: 3.8 kW



### VINTAGE STAINLESS STEEL

code 1PUN105

Accessories:



35

code 1RWJ

**Standard equipment:** automatic ignition, safety valve, eco-flame, fixing clips, seal.

# UNIQUE

Decisive, simple, concrete: Unique hobs perfectly interpret the industrial style of the range to amplify the sensation of having lived a full life created by the tactile texture of the Vintage finish. For an absolutely Unique effect.



HOBBS

# SELECT PLUS

The sophisticated, hi-tech elegance of Select Plus hobs is the result of the cleanness of the shapes, punctuated only by the wide, functional sequence of burners that optimise its operating efficiency. Select Plus hobs can be coordinated with sinks from the same collection.



# SELECT PLUS HOBS

## lowered edge built-in

### 60 cm Select Plus built-in hob

3 gas burners + triple ring



### 70 cm Select Plus built-in hob

4 gas burners + triple ring



### 90 cm Select Plus built-in hob

4 gas burners + triple ring



### 100 cm Select Plus built-in hob

2 gas burners + 2 gas fish burner + triple ring



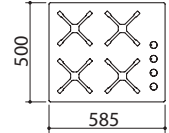
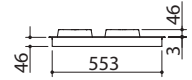
### LEB

Accessories: 35

- extra-thick AISI 304 stainless steel
- cast iron pan supports
- 56x48 cm cut out

#### Burner power:

- 1 auxiliary: 1 kW
- 2 semi-rapid: 1.75 kW
- 1 triple ring: 3.8 kW



### SATIN STAINLESS STEEL

code 1PSPT64

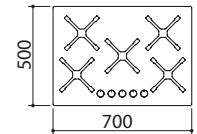
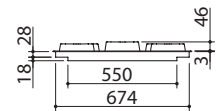
### LEB

Accessories: 35

- extra-thick AISI 304 stainless steel
- cast iron pan supports
- 68x48 cm cut out

#### Burner power:

- 1 auxiliary: 1 kW
- 2 semi-rapid: 1.75 kW
- 1 rapid: 3 kW
- 1 triple ring: 3.8 kW



### SATIN STAINLESS STEEL

code 1PSP75

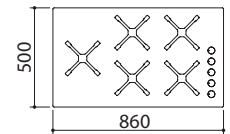
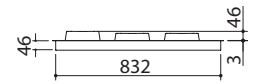
### LEB

Accessories: 35

- extra-thick AISI 304 stainless steel
- cast iron pan supports
- 84x48 cm cut out

#### Burner power:

- 1 auxiliary: 1 kW
- 2 semi-rapid: 1.75 kW
- 1 rapid: 3 kW
- 1 triple ring: 3.8 kW



### SATIN STAINLESS STEEL

code 1PSP95

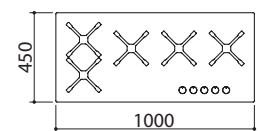
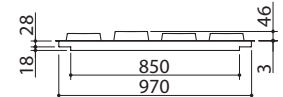
### LEB

Accessories: 35

- extra-thick AISI 304 stainless steel
- cast iron pan supports
- 98x43 cm cut out

#### Burner power:


- 2 auxiliary: 1 kW
- 1 semi-rapid: 1.75 kW
- 1 rapid: 3 kW
- 1 triple ring: 3.8 kW



### SATIN STAINLESS STEEL

code 1PSP105

#### Accessories:



35

code 1RWJ

**Standard equipment:** automatic ignition, safety valve, eco-flame, fixing clips, seal.



## OFFICINA

The design of Officina hobs is deliberately inspired by professional aesthetics: the robust cast iron pan supports over the burner zone guarantee high-level performance.

# OFFICINA HOBS

## flat edge built-in and flush


### 80 cm Officina built-in and flush hob

4 gas burners + double ring



### 90 cm Officina built-in and flush hob

4 gas burners + double ring

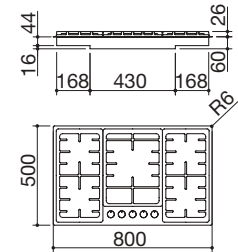


Accessories: 35

- extra-thick AISI 304 stainless steel
- cast iron pan supports
- 78x48 cm cut out  
flush-top: see website

**Burner power:**

- 1 auxiliary: 1 kW
- 2 semi-rapid: 1.75 kW
- 1 rapid: 3 kW
- 1 double ring: 3.5 kW



SATIN STAINLESS STEEL

code 1POF80

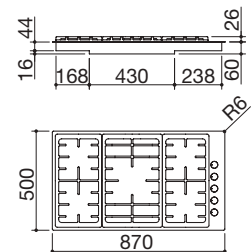


Accessories: 35

- extra-thick AISI 304 stainless steel
- cast iron pan supports
- 85x48 cm cut out  
flush-top: see website

**Burner power:**

- 1 auxiliary: 1 kW
- 2 semi-rapid: 1.75 kW
- 1 rapid: 3 kW
- 1 double ring: 3.5 kW



SATIN STAINLESS STEEL

code 1POF90

**Accessories:**



35

code 1RWJ

**Standard equipment:** automatic ignition, safety valve, eco-flame, fixing clips.

# INDUCTION

In the induction hobs the genesis of heat occurs only on the bottom of the pan which transmits it directly to the food, significantly speeding up cooking times.

The surface of the hobs stays cold, ensuring improved safety and making cleaning easier.







# ICON

An induction hob with surprising performance and simplicity. The Icon collection lets you give your creativity full rein with the larger surface and provides technological innovation with style, thanks to its automatic cooking, Bridge and automatic pan detection.



# ICON INDUCTION HOB

## flat glass edge built-in and flush

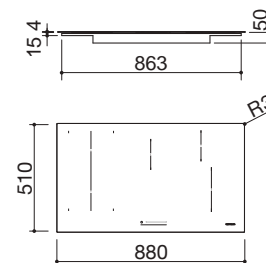
90 cm Icon built-in and flush hob  
5 induction zones



FGB FT NEW

Accessories: 74

- Touch screen controls
- functions: power management, automatic functions (Melt, Warm), Bridge for LH zones, automatic pan recognition, Booster, automatic preheating, selective pan detection, pause/reminder function, independent cooking end timers, keep warm
- safety devices: electronic child-safety lock, residual heat indicator, overflow alarm, safety switch-off
- minimum pan diameter:  $\varnothing$  90 mm -  $\varnothing$  110 mm
- adjustable power levels: 2.2-2.3-2.4...7.0-7.1-7.2 kW
- maximum absorbed power: 7.2 kW
- 87x49 cm cut out  
flush-top: see website



### Induction zone power:

- 2 zones  $\varnothing$  145mm 1.2-1.8 kW (\*)
  - 1 zone  $\varnothing$  210 mm: 2.2-3.6 kW (\*)
  - 2 oval zones 2.2-3.6 kW (\*)
- (\*) with Booster function

4 mm BLACK GLASS CERAMIC

code 1PIDI9

### Accessories:



74

code 1BID

**Standard equipment:** integrated clips for quick attachment, seal.





## LAB EVOLUTION


The range of Lab Evolution hobs widens its horizons. Two new induction hobs, with 90 cm and 120 cm in line zones and controls with knobs, are ready to contend with different needs, bringing simplicity and practicality into the kitchen.

# LAB EVOLUTION INDUCTION HOBS

## flat edge built-in and flush

### 90 cm Lab Evolution built-in and flush hob

3 induction zones



### 120 cm Lab Evolution built-in and flush hob

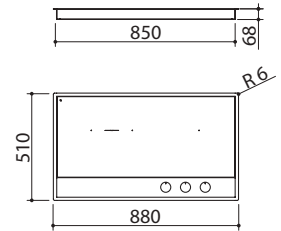
4 induction zones



FEB FT

Accessories: 74

- extra-thick AISI 304 stainless steel
- controls: Flat knobs in Soft-Touch finish
- functions: power management, Bridge, Booster, selective pan detection, automatic preheating, keep warm
- safety devices: electronic child-safety lock, residual heat indicator, overflow alarm, safety switch-off
- minimum pan diameter:  $\varnothing$  110 mm
- adjustable power levels: 1.6 - 2.0 - 2.8 - 3.5 - 4.3 - 5 - 5.5 - 6 - 6.7 kW
- maximum absorbed power: 6.7 kW
- 86x49 cm cut out flush-top: see website



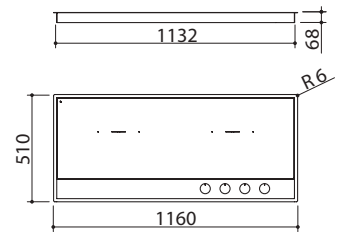
- Induction zone power:**
- 3 Octa zones: 2.1-3 kW (\*)
  - (\*) with Booster function

BLACK GLASS CERAMIC/SATIN STAINLESS STEEL code 1PLE9ID

FEB FT

Accessories: 74

- extra-thick AISI 304 stainless steel
- controls: Flat knobs in Soft-Touch finish
- functions: power management, Bridge, Booster, selective pan detection, automatic preheating, keep warm
- safety devices: electronic child-safety lock, residual heat indicator, overflow alarm, safety switch-off
- minimum pan diameter:  $\varnothing$  110 mm
- adjustable power levels: 1.6 - 2.0 - 2.8 - 3.5 - 4.3 - 5 - 5.5 - 6 - 7.4 kW
- maximum absorbed power: 7.4 kW
- 114x49 cm cut out flush-top: see website



- Induction zone power:**
- 4 Octa zones: 2.1-3 kW (\*)
  - (\*) with Booster function

BLACK GLASS CERAMIC/SATIN STAINLESS STEEL code 1PLE12ID

#### Accessories:



74

code 1BID

Standard equipment: fixing clips.

# ZERO ADVANCE

The new cooker hood layout improves its exhaust qualities and increases available space on the hob.

The new filtering version requires no special installation and allows easy filter removal from above, making routine maintenance easy. The cooker hood's controls are integrated in the Touch Control for a convenient starting point for immediate odour removal.



# ZERO ADVANCE HOB WITH BUILT-IN COOKER HOOD flat glass edge built-in and flush

80 cm Zero Advance built-in and flush hob  
built-in cooker hood

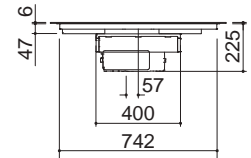
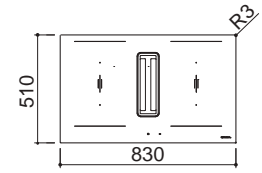


FGB FT NEW

Accessories: 74 75 76 77 78

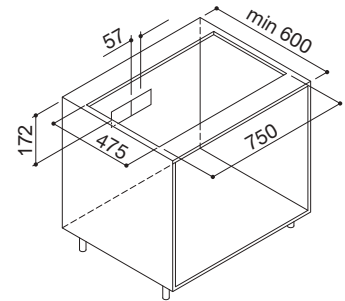
## INDUCTION

- Touch controls
- functions: power management, Bridge, automatic pan recognition, Booster, selective pan detection, pause/reminder function, cooking end timer 1-600', minute minder, automatic preheating, keep warm
- safety devices: electronic child-safety lock, residual heat indicator, overflow alarm, safety switch-off
- minimum pan diameter:  $\varnothing$  110 mm
- adjustable power levels: 2.8 – 3.5 – 4.5 – 7.4 kW
- maximum absorbed power: 7.4 kW



## COOKER HOOD

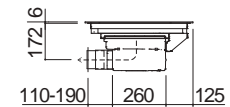
- speeds: 8 + 2 intensive
- automatic extraction mode
- nominal air flow: 800 m<sup>3</sup>/h
- pressure: 497 Pa
- noise level: 63-69 Lw (dBA)
- filter: black aluminium
- energy rating: A+
- maximum absorbed power: 0.22 kW
- rear smoke outlet
- optional filter extraction
- extractor outlet hole: 221x91 r.12 mm



## Induction zone power:

- 4 Octa zones: 2.1 – 3 (\*) – 3.7 (\*\*) kW
- (\*) with Booster function
- (\*\*) with Bridge function

- 75x47.5 cm cut out flush-top: see website



**BLACK GLASS CERAMIC  
WITH BLACK EXTRACTOR GRID**

code 1PZA8N

## Accessories:



74

code 1BID



75

code 1FCZA




76

code 1FZA



77

code 1TPZA



78

code 1UZA

**Standard equipment:**  
seal.

# SPACE INDUCTION HOB

## flat glass edge built-in and flush

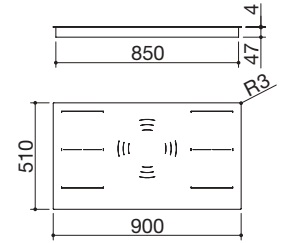
90 cm Space built-in and flush hob  
5 induction zones



FGB FT

Accessories: 74

- Touch controls with multi-slider
- functions: automatic cooking at three levels (Warming, Melt, Simmer), Bridge, automatic pan recognition, Booster, selective pan detection, pause/reminder function, cooking end timer 1-99'
- safety devices: electronic child-safety lock, residual heat indicator, overflow alarm, safety switch-off
- minimum pan diameter:  $\varnothing$  125 mm
- maximum absorbed power: 11.1 kW
- 86x49 cm cut out  
flush-top: see website



### Induction zone power:

- 1 zone  $\varnothing$  260 mm: 2.6-5.5 kW (\*)
  - 4 Octa zones: 2.1-3.7 kW (\*)
- (\*) with Booster function

4 mm BLACK GLASS CERAMIC

code 1PIDS90N

### Accessories:



74

code 1BID

**Standard equipment:** integrated clips for quick attachment, seal.

# SPACE

Space is the induction hob that's efficient and elegant, inviting you to broaden your horizons thanks to its generous 90 cm size. A hob that has been perfected with the most comprehensive range of functions available: from the Multislider Touch Control to the Bridge function, to the Booster, from automatic pan detection to the more traditional pause/reminder keys, cooking end timer and automatic cooking.





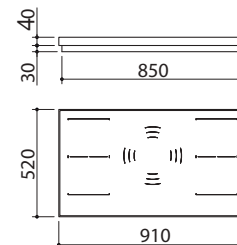
# KASAI SPACE INDUCTION HOB built-in edge 40 mm

90 cm Kasai Space built-in hob



Accessories: 74

- perimeter frame h 40 mm in 4 mm thick AISI stainless steel
- Touch controls with multi-slider
- functions: automatic cooking at three levels (Warming, Melt, Simmer), Bridge, automatic pan recognition, Booster, selective pan detection, pause/reminder function, cooking end timer 1-99'
- safety devices: electronic child-safety lock, residual heat indicator, overflow alarm, safety switch-off
- minimum pan diameter:  $\varnothing$  125 mm
- maximum absorbed power: 11.1 kW
- 86x49 cm cut out



#### Induction zone power:

- 1 zone  $\varnothing$  260 mm: 2.6-5.5 kW (\*)
- 4 Octa zones: 2.1-3.7 kW (\*)

(\*) with Booster function

**BLACK GLASS CERAMIC**

code 1PKS90N

**Standard equipment:** fixing clips, seal.

**Accessories:**



74

code 1BID

## KASAI

The Kasai hob coordinates perfectly with the sinks as it is the same size and has the same steel perimeter frame around it, promoting an overall harmony of composition. The Kasai induction hob is available in the 90 cm Kasai Space model.



# CITY

Induction hobs available in six sizes ranging from 30 cm to 120 cm, to meet many different space and culinary requirements. Once again the array of different functions adds to the versatility of this product, destined to become a new way of understanding the kitchen space.

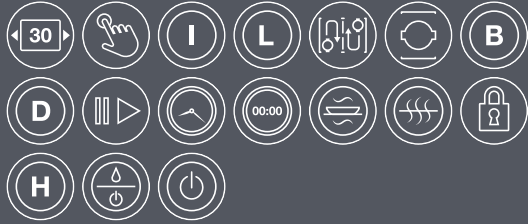


# CITY INDUCTION HOBS

## flat glass edge built-in and flush

### 30 cm City built-in and flush hob

2 induction zones



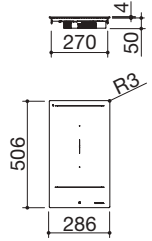
### 60 cm City built-in and flush hob

4 induction zones



Accessories: 74

- Touch controls
- functions: power management, Bridge, automatic pan recognition, Booster, selective pan detection, pause/reminder function, cooking end timer 1-600', minute minder, automatic preheating, keep warm
- safety devices: electronic child-safety lock, residual heat indicator, overflow alarm, safety switch-off
- minimum pan diameter:  $\varnothing$  110 mm
- adjustable power levels: 1.4 - 1.5 - 1.6 - ... - 3.5 - 3.6 - 3.7 kW
- maximum absorbed power: 3.7 kW
- 28x49 cm cut out  
flush-top: see website



#### Induction zone power:

- 2 Octa zones: 2.1-3 kW (\*)
- (\*) with Booster function

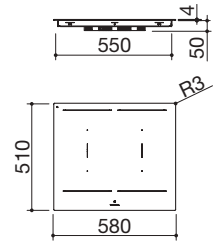
4 mm BLACK GLASS CERAMIC

code 1PIDC30N



Accessories: 74

- Touch controls
- functions: power management, Chef Cook, Bridge, automatic pan recognition, Booster, selective pan detection, pause/reminder function, cooking end timer 1-600', minute minder, automatic preheating, keep warm
- safety devices: electronic child-safety lock, residual heat indicator, overflow alarm, safety switch-off
- minimum pan diameter:  $\varnothing$  110 mm
- adjustable power levels: 1.4 - 1.5 - 1.6 - ... - 7.2 - 7.3 - 7.4 kW
- maximum absorbed power: 7.4 kW
- 56x49 cm cut out  
flush-top: see website



#### Induction zone power:

- 4 Octa zones: 2.1-3 kW (\*)
- (\*) with Booster function

4 mm BLACK GLASS CERAMIC

code 1PIDC60N



# CITY INDUCTION HOBS

## flat glass edge built-in and flush

### 75 cm City built-in and flush hob

4 induction zones





### 80 cm City built-in and flush hob

4 induction zones



### 90 cm City built-in and flush hob

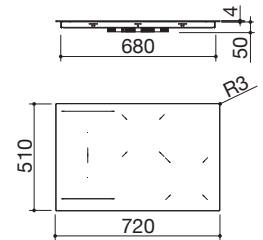
3 induction zones



FGB FT NEW

Accessories: 74

- Touch controls
- functions: power management, Chef Cook, Bridge, automatic pan recognition, Booster, selective pan detection, pause/reminder function, cooking end timer 1-600', minute minder, automatic preheating, keep warm
- safety devices: electronic child-safety lock, residual heat indicator, overflow alarm, safety switch-off
- minimum pan diameter:  $\varnothing$  110 mm
- adjustable power levels: 1.4 - 1.5 - 1.6 - ... - 7.2 - 7.3 - 7.4 kW
- maximum absorbed power: 7.4 kW
- 70x49 cm cut out flush-top: see website



#### Induction zone power:

- 2 zones  $\varnothing$  200mm: 2.3-3 kW (\*)
- 2 Octa zones: 2.1-3 kW (\*)

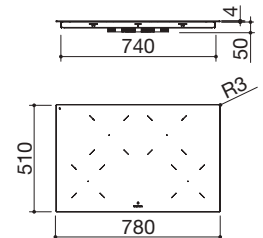
(\*) with Booster function

4 mm BLACK GLASS CERAMIC

code 1PIDC75N

FGB FT

- Touch controls
- functions: power management, automatic pan recognition, Booster, selective pan detection, pause/reminder function, cooking end timer 1-600', minute minder, automatic preheating, keep warm
- safety devices: electronic child-safety lock, residual heat indicator, overflow alarm, safety switch-off
- minimum pan diameter:  $\varnothing$  90 mm
- adjustable power levels: 1.4 - 1.5 - 1.6 - ... - 7.2 - 7.3 - 7.4 kW
- maximum absorbed power: 7.4 kW
- 76x49 cm cut out flush-top: see website



#### Induction zone power:

- 2 zones  $\varnothing$  200mm: 2.3-3 kW (\*)
- 2 zones  $\varnothing$  160mm 1.4-2.1 kW (\*)

(\*) with Booster function

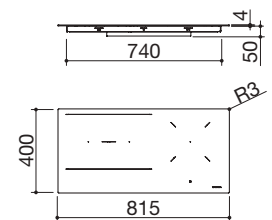
4 mm BLACK GLASS CERAMIC

code 1PIDC80N

FGB FT

Accessories: 74

- Touch controls
- functions: power management, Chef Cook, Bridge, automatic pan recognition, Booster, selective pan detection, pause/reminder function, cooking end timer 1-600', minute minder, automatic preheating, keep warm
- safety devices: electronic child-safety lock, residual heat indicator, overflow alarm, safety switch-off
- minimum pan diameter:  $\varnothing$  110 mm
- adjustable power levels: 1.4 - 1.5 - 1.6 - ... - 6.5 - 6.6 - 6.7 kW
- maximum absorbed power: 6.7 kW
- 79.5x38 cm cut out flush-top: see website



#### Induction zone power:

- 1 zone  $\varnothing$  200 mm: 2.3-3 kW (\*)
- 2 Octa zones: 2.1-3 kW (\*)

(\*) with Booster function

4 mm BLACK GLASS CERAMIC

code 1PIDC90N

# CITY INDUCTION HOBS

## flat glass edge built-in and flush

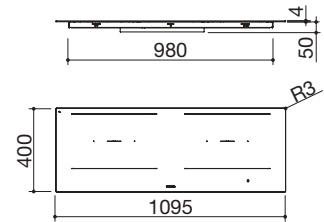
120 cm City built-in and flush hob  
4 induction zones



FGB FT

Accessories: 74

- Touch controls
- functions: power management, Chef Cook, Bridge, automatic pan recognition, Booster, selective pan detection, pause/reminder function, cooking end timer 1-600', minute minder, automatic preheating, keep warm
- safety devices: electronic child-safety lock, residual heat indicator, overflow alarm, safety switch-off
- minimum pan diameter:  $\varnothing$  110 mm
- adjustable power levels: 1.4 - 1.5 - 1.6 - ... - 7.2 - 7.3 - 7.4 kW
- maximum absorbed power: 7.4 kW
- 107.5x38 cm cut out  
flush-top: see website



### Induction zone power:

- 4 Octa zones: 2.1-3 kW (\*)
- (\*) with Booster function

4 mm BLACK GLASS CERAMIC

code 1PIDC120N

### Accessories:



74

code 1BID

**Standard equipment:** integrated clips for quick attachment, seal.



# GREEN PLUS INDUCTION HOBS

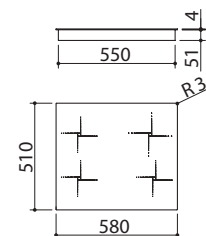
## flat glass edge built-in and flush

60 cm Green Plus built-in and flush hob  
4 induction zones



FGB FT NEW

- Touch controls
- functions: power management, Booster, selective pan detection, cooking end timer 1-99'
- safety devices: electronic child-safety lock, residual heat indicator, overflow alarm, safety switch-off
- adjustable power levels: 1-1.6-2.2-2.8-3.5-6-7.2 kW
- maximum absorbed power: 7.2 kW
- 56x49 cm cut out  
flush-top: see website



### Induction zone power:

- 2 zones ø 210mm: 1.5-2 kW (\*)
  - 2 zones ø 145mm 1.2-1.6 kW (\*)
- (\*) with Booster function

4 mm BLACK GLASS CERAMIC

code 1PIDGP6N

4 mm WHITE GLASS CERAMIC

code 1PIDGP6B

**Standard equipment:** fixing clips, seal.



# GREEN PLUS

Induction hobs featuring elegant aesthetics, available in the 60 cm version in black or white. Visually extremely elegant, practically extremely functional thanks to Touch Control, Booster, the cooking end timer and the power management.





## B\_FREE

B\_Free hobs let you combine very different cooking methods by putting technology, design and versatility at the same level.

B\_Free hobs, extremely functional in their modularity, are available in 5 kW, Chef, induction, barbecue and teppanyaki cooking styles in various sizes.

**The B\_Free range is completed by gas, teppanyaki and barbecue hobs, available on pages 173 and 174 of this catalogue.**



# B\_FREE INDUCTION HOBS square edge built-in

**36 cm B\_Free built-in hob**  
2 induction zones

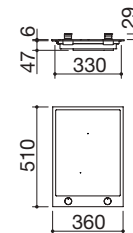


**70 cm B\_Free built-in hob**  
4 induction zones



**SQEB**

- extra-thick AISI 304 stainless steel
- functions: power management, Booster, selective pan detection, automatic preheating, keep warm
- safety devices: electronic child-safety lock, residual heat indicator, safety switch-off
- minimum pan diameter:  $\varnothing$  90 mm
- adjustable power levels: 1.6 - 2.0 - 2.4 - 2.8 - 3.2 - 3.7 kW
- maximum absorbed power: 3.7 kW
- 34x49.5 cm cut out



**Induction zone power:**

- 1 zone  $\varnothing$  200 mm: 2.3-3 kW (\*)
- 1 zone  $\varnothing$  160 mm: 1.4-2.1 kW (\*)

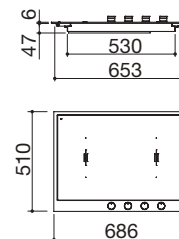
(\*) with Booster function

**BLACK GLASS CERAMIC/SATIN STAINLESS STEEL** code 1PBF3ID

**SQEB**

**Accessories: 74**

- extra-thick AISI 304 stainless steel
- functions: power management, Bridge, Booster, selective pan detection, automatic preheating, keep warm
- safety devices: electronic child-safety lock, residual heat indicator, safety switch-off
- minimum pan diameter:  $\varnothing$  110 mm
- adjustable power levels: 1.6 - 2.0 - 2.8 - 3.5 - 4.3 - 5 - 5.5 - 6 - 7.4 kW
- maximum absorbed power: 7.4 kW
- 66.5x49.5 cm cut out



**Induction zone power:**

- 4 Octa zones: 2.1-3 kW (\*)

(\*) with Booster function

**BLACK GLASS CERAMIC/SATIN STAINLESS STEEL** code 1PBF7ID


**Accessories:**



**74**

code 1BID

**Standard equipment:** fixing clips, seal.



B\_FREE  
FUSION version  
Visit  
[www.barazzasrl.it](http://www.barazzasrl.it)





# COOKER HOODS

Barazza's exclusive collection of cooker hoods offers excellent performance thanks to their powerful, silent motors. Their elegance and functionality is made complete with LED strip lighting.

**LAB EVOLUTION**  
page 204



**MOOD**  
page 212



**B\_DRAFT**  
page 206



**STEEL**  
page 213



**B\_AMBIENT**  
page 208



**UNIQUE**  
page 214



**CITY GLASS**  
page 210



# COOKER HOODS

## icon key

### 4 mm thick AISI 304 stainless steel



The full thickness of 4 mm is the maximum expression of the qualities of AISI 304 steel, bringing together aesthetic and design qualities with unparalleled strength and durability.

### Special cooker hood for induction



Designed especially for installation above induction hobs, it solves the longstanding problem of condensation accumulating on the surface of the hood.

### Hood - scales connection



All Barazza hoods can be linked up with the scales, in either the built-in version or the modular element in the accessorised channels, which becomes to all intents and purposes its remote control.

### 3 speeds + intensive speed



Three adjustable speeds plus an intense mode, which enables even faster extraction of fumes.

### Filter maintenance warning



The hood automatically indicates when it is time to replace the filters, which aids in correct use of the appliance.

### Motor power



Barazza cooker hoods have an air flow of 800/1000 m<sup>3</sup>/h, which permits excellent extraction of cooking fumes.

### AISI 304 stainless steel



AISI 304, used to make the products, is high quality stainless steel that guarantees resistance to stress, durability over time and ease of cleaning.

### Perimeter extraction



The extraction speed is increased thanks to the reduction of the extracting surface area (Venturi effect); the central panel slows down the flow of air to make the system quieter.

### LED lighting



Long-lasting and efficient, LED technology provides perfect lighting to the worktop while keeping consumption down.

### Adjustable flue height



The height of the adjustable flue ensures a better aesthetic effect, as it allows the hood to be adjusted to fit ceilings at different heights in an elegant way.

### Air circulation function



By selecting this function, the hood turns on automatically for 10 minutes every hour at an intermediate speed, allowing excellent air circulation.

### Stainless steel filters



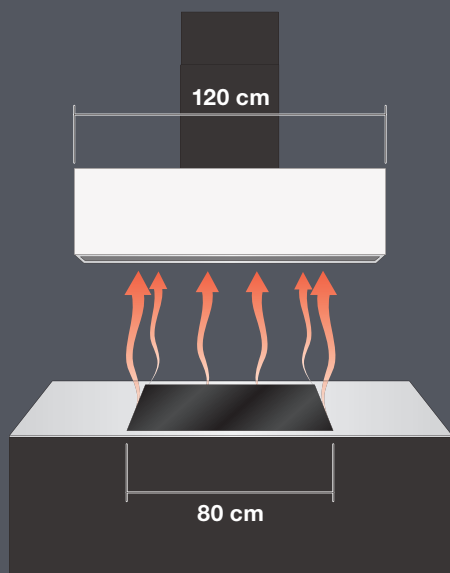
The stainless steel filters stand out for both their excellent performance and their unique, sophisticated design.

### Remote control

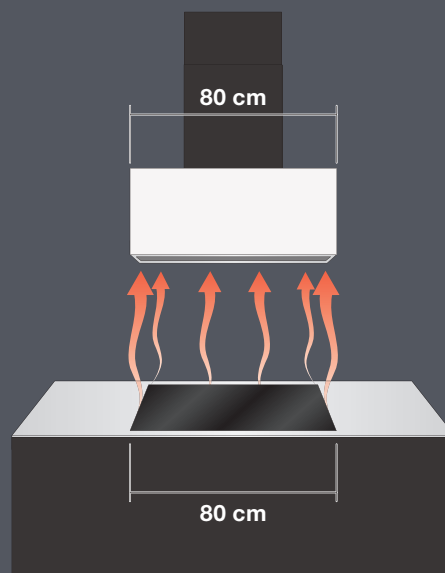


The remote control is provided in Lab Evolution, B\_Draft and B\_Ambient hoods. This allows the LED strip lighting to be turned on and the desired speed to be selected.

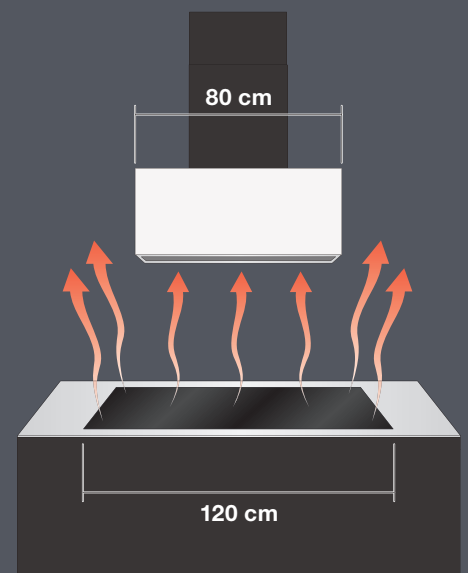
## GUIDELINES FOR INSTALLATION OF BARAZZA COOKER HOODS



OPTIMUM SOLUTION



CORRECT SOLUTION
















INCORRECT SOLUTION

# COOKER HOODS

90

120

DOWNDRAFT, BUILT-IN AND FLUSH	LAB EVOLUTION	 p.205	
	B_DRAFT	 p.206	 p.206
CEILING	B_AMBIENT	 p.209	 p.209
WALL	CITY GLASS	 p.211	 p.211
	MOOD	 p.212	 p.212
	STEEL	 p.213	 p.213
	UNIQUE	 p.214	 p.214

# LAB EVOLUTION COOKER HOOD

Power is expressed through silence.


Lab Evolution transforms the concept of a cooker hood into pure elegance: its efficient and discreet extraction preserves the environment's purity while its minimalist design naturally and harmoniously blends with the work surface.



# LAB EVOLUTION COOKER HOOD

## downdraft built-in and flush

90 cm Lab Evolution downdraft cooker hood  
built-in and flush



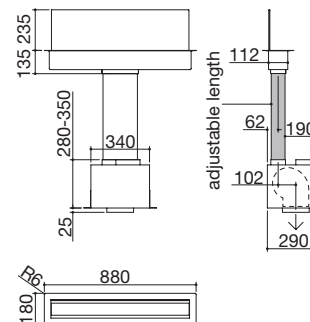
Remote control included



FEB FT NEW

Accessories: 41

- matt black AISI 304 stainless steel
- fixed deflector glass
- optional filter extraction
- speeds: 3+1
- pressure: 334 Pa
- air flow: 800 m³/h
- noise level: 41 - 66 Lw (dBA)
- extractor outlet: ø150 mm + rectangular pipe connector 220x90 mm
- filters: stainless steel
- alarm function for filter cleaning
- remote control included
- energy rating C
- set up for remote control from Barazza scales
- compatible with induction hobs with zones in line
- compatible with Barazza gas hobs codes 1PLE2D and 1PLB2T
- maximum absorbed power: 0.275 kW
- 86x16 cm cut out
- flush-top: see website



**MATT BLACK STAINLESS STEEL/GREY GLASS** code 1KLE9

Accessories:



41  
code 1FC1



# B\_DRAFT COOKER HOODS

## downdraft built-in and flush

### 90 cm B\_Draft downdraft cooker hood

built-in and flush



### 120 cm B\_Draft downdraft cooker hood

built-in and flush



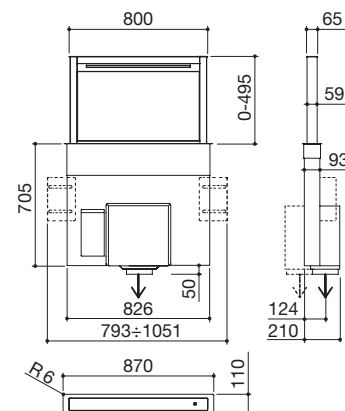
### Remote control included



FEB FT

Accessories: 48

- AISI 304 stainless steel
- optional filter extraction
- speeds: 3 + intensive speed
- air flow: 1000 m<sup>3</sup>/h
- pressure: 500 Pa
- noise level: 49-70 Lw(dBA)
- extractor outlet: ø 150 mm + reducer ø 120 mm
- lighting: 3000 K LED strip lighting
- Soft-Touch electronic controls
- filters: stainless steel
- functions: filter maintenance warning
- remote control included
- energy rating C
- set up for remote control from Barazza scales
- compatible with gas and induction hobs
- maximum absorbed power: 0.3 kW
- 85.8x10 cm cut out flush-top: see website



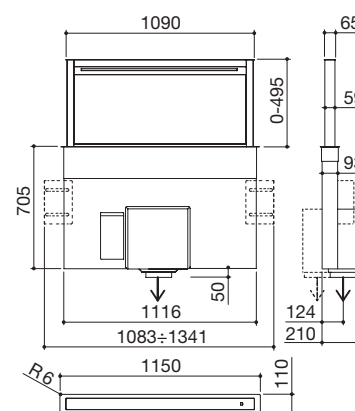
SATIN STAINLESS STEEL

code 1KBDD9

FEB FT

Accessories: 49

- AISI 304 stainless steel
- optional filter extraction
- speeds: 3 + intensive speed
- air flow: 1000 m<sup>3</sup>/h
- pressure: 500 Pa
- noise level: 49-70 Lw(dBA)
- extractor outlet: ø 150 mm + reducer ø 120 mm
- lighting: 3000 K LED strip lighting
- Soft-Touch electronic controls
- filters: stainless steel
- functions: filter maintenance warning
- remote control included
- energy rating C
- set up for remote control from Barazza scales
- compatible with gas and induction hobs
- maximum absorbed power: 0.3 kW
- 113.8x10 cm cut out flush-top: see website



SATIN STAINLESS STEEL

code 1KBDD12

### Accessories:



48

code 1FC3



49

code 1FC4

### Height 50 cm

The B\_Draft cooker hood, compatible with both gas and induction hobs, is 50 cm tall which ensures optimum extraction.

### Remote motor

In all versions of the B\_Draft cooker hood a remote motor can be installed upon request.



# B\_DRAFT

B\_Draft, the retractable stainless steel cooker hood, is the ideal solution for making the best functional and aesthetic use of the space in your kitchen.






## B\_AMBIENT


B\_Ambient is the innovative ceiling cooker hood in stainless steel with LED strip lighting whose cutting-edge design frees up spaces, noticeably widens the field of vision, and acts as a light source, thereby offering many significant advantages in terms of practicality and aesthetics.

# B\_ AMBIENT COOKER HOODS ceiling

## 90 cm B\_Ambient ceiling cooker hood



## 120 cm B\_Ambient ceiling cooker hood

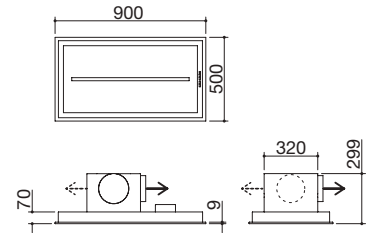


## Remote control included



## Accessories: 41

- AISI 304 stainless steel
- perimeter extraction
- optional filter extraction
- speeds: 3 + intensive speed
- air flow: 1000 m<sup>3</sup>/h
- pressure: 425 Pa
- noise level: 41-72 Lw(dBA)
- extractor outlet: ø 150 mm + reducer ø 120 mm
- lighting: 3000 K LED strip lighting
- Soft-Touch electronic controls
- filters: stainless steel
- functions: filter maintenance warning, air circulation
- remote control included
- energy rating B
- set up for remote control from Barazza scales
- maximum absorbed power: 0.3 kW
- 87x47.6 cm cut out

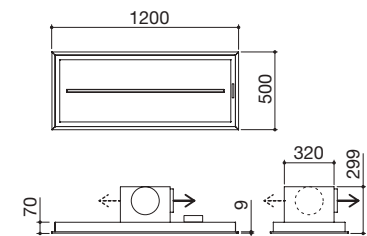


## SATIN STAINLESS STEEL

code 1KBAS9

## Accessories: 41

- AISI 304 stainless steel
- perimeter extraction
- optional filter extraction
- speeds: 3 + intensive speed
- air flow: 1000 m<sup>3</sup>/h
- pressure: 409 Pa
- noise level: 41-72 Lw(dBA)
- extractor outlet: ø 150 mm + reducer ø 120 mm
- lighting: 3000 K LED strip lighting
- Soft-Touch electronic controls
- filters: stainless steel
- functions: filter maintenance warning, air circulation
- remote control included
- energy rating B
- set up for remote control from Barazza scales
- maximum absorbed power: 0.3 kW
- 117x47.6 cm cut out



## SATIN STAINLESS STEEL

code 1KBAS12

## Accessories:



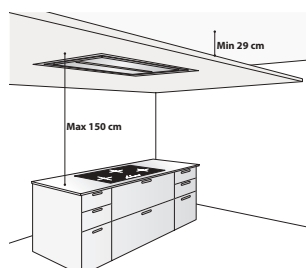
79

code 1FCA1

## Remote motor

In all versions of the B\_Ambient cooker hood a remote motor can be installed upon request.

## Advice for installation



# CITY GLASS


Black glass and stainless steel, the perfection of two raw materials that come together to create something unique. City Glass, available in sizes 90 and 120 cm, is the hood designed especially for induction hobs that solves the problems of condensation and elimination of odours, bringing aesthetic and sensorial harmony to the kitchen.




# CITY GLASS COOKER HOODS FOR INDUCTION HOBS

## wall

90 cm City Glass wall cooker hood

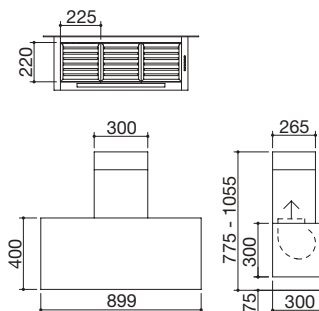


120 cm City Glass wall cooker hood



### energy rating A

- 4 mm thick tempered glass
- speeds: 3 + intensive speed
- air flow: 800 m<sup>3</sup>/h
- pressure: 565 Pa
- noise level: 45-64 Lw(dBA)
- extractor outlet: ø 150 mm + reducer ø 120 mm
- lighting: 4000 K LED strip lighting
- electronic controls
- filters: stainless steel
- telescopic hose H 77.5 ÷ 105.5
- set up for remote control from Barazza scales
- maximum absorbed power: 0.3 kW

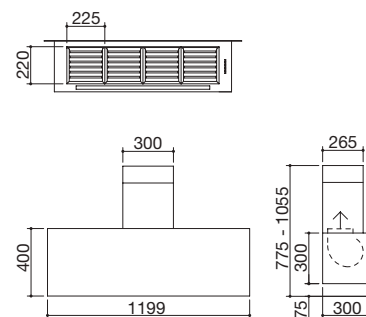


### BLACK GLASS

code **1KCYP9**

### energy rating A

- 4 mm thick tempered glass
- speeds: 3 + intensive speed
- air flow: 800 m<sup>3</sup>/h
- pressure: 565 Pa
- noise level: 45-64 Lw(dBA)
- extractor outlet: ø 150 mm + reducer ø 120 mm
- lighting: 4000 K LED strip lighting
- electronic controls
- filters: stainless steel
- telescopic hose H 77.5 ÷ 105.5
- set up for remote control from Barazza scales
- maximum absorbed power: 0.3 kW



### BLACK GLASS

code **1KCYP12**



# MOOD COOKER HOODS wall

## 90 cm Mood wall cooker hood



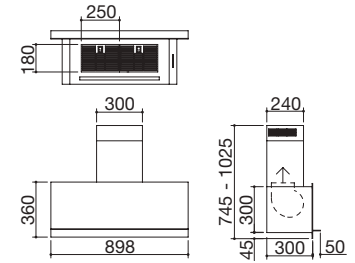
## 120 cm Mood wall cooker hood



energy rating **A**

Accessories: **41**

- 4 mm thick AISI 304 stainless steel
- optional filter extraction
- speeds: 3 + intensive speed
- air flow: 800 m³/h
- pressure: 501 Pa
- noise level: 39-65 Lw(dBA)
- extractor outlet: ø 150 mm + reducer ø 120 mm
- lighting: 4000 K LED strip lighting
- electronic controls
- filters: stainless steel
- telescopic hose H 74.5 ÷ 102.5
- set up for remote control from Barazza scales
- maximum absorbed power: 0.3 kW



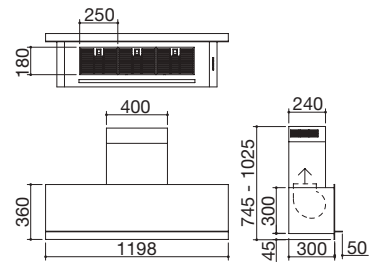
**SATIN STAINLESS STEEL 4 mm/BLACK**

code **1KMDP9**

energy rating **A**

Accessories: **41**

- 4 mm thick AISI 304 stainless steel
- optional filter extraction
- speeds: 3 + intensive speed
- air flow: 800 m³/h
- pressure: 501 Pa
- noise level: 39-65 Lw(dBA)
- extractor outlet: ø 150 mm + reducer ø 120 mm
- lighting: 4000 K LED strip lighting
- electronic controls
- filters: stainless steel
- telescopic hose H 74.5 ÷ 102.5
- set up for remote control from Barazza scales
- maximum absorbed power: 0.3 kW



**SATIN STAINLESS STEEL 4 mm/BLACK**

code **1KMDP12**

### Accessories:



**41**

code **1FC1**

# MOOD

Simple design and advanced functions give real substance to a hood that offers perfect extraction of odours and steam. To quickly recycle the air making the kitchen a place of conviviality and taste.



# STEEL COOKER HOODS

## wall

### 90 cm Steel wall cooker hood



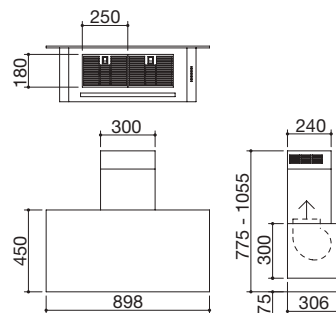
### 120 cm Steel wall cooker hood



energy rating **A**

Accessories: **41**

- AISI 304 stainless steel
- optional filter extraction
- speeds: 3 + intensive speed
- air flow: 800 m³/h
- pressure: 501 Pa
- noise level: 39-65 Lw(dBA)
- extractor outlet: ø 150 mm + reducer ø 120 mm
- lighting: 4000 K LED strip lighting
- electronic controls
- filters: stainless steel
- telescopic hose H 77.5 ÷ 105.5
- set up for remote control from Barazza scales
- maximum absorbed power: 0.3 kW



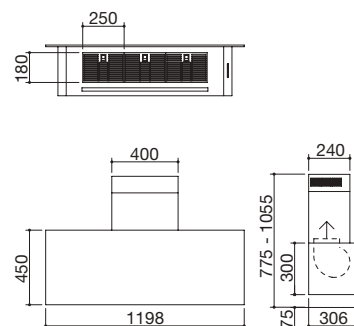
**SATIN/BLACK STAINLESS STEEL**

code **1KSTP9**

energy rating **A**

Accessories: **41**

- AISI 304 stainless steel
- optional filter extraction
- speeds: 3 + intensive speed
- air flow: 800 m³/h
- pressure: 501 Pa
- noise level: 39-65 Lw(dBA)
- extractor outlet: ø 150 mm + reducer ø 120 mm
- lighting: 4000 K LED strip lighting
- electronic controls
- filters: stainless steel
- telescopic hose H 77.5 ÷ 105.5
- set up for remote control from Barazza scales
- maximum absorbed power: 0.3 kW



**SATIN/BLACK STAINLESS STEEL**

code **1KSTP12**

#### Accessories:



**41**


code **1FC1**

## STEEL


The Steel hood, available in 90 and 120 cm versions in a satin finish, can be coordinated with all Barazza hobs and sinks and creates a room that gives a strong, characterful impression.

# UNIQUE HOODS wall

## 90 cm Unique wall cooker hood



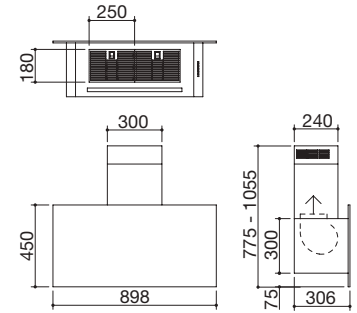
## 120 cm Unique wall cooker hood



energy rating **A**

Accessories: **41**

- AISI 304 stainless steel
- optional filter extraction
- speeds: 3 + intensive speed
- air flow: 800 m³/h
- pressure: 501 Pa
- noise level: 39-65 Lw(dBA)
- extractor outlet: ø 150 mm + reducer ø 120 mm
- lighting: 4000 K LED strip lighting
- electronic controls
- filters: stainless steel
- telescopic hose H 77.5 ÷ 105.5
- set up for remote control from Barazza scales
- maximum absorbed power: 0.3 kW



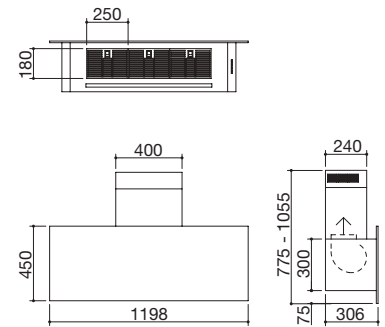
VINTAGE/BLACK STAINLESS STEEL

code **1KUNP91**

energy rating **A**

Accessories: **41**

- AISI 304 stainless steel
- optional filter extraction
- speeds: 3 + intensive speed
- air flow: 800 m³/h
- pressure: 501 Pa
- noise level: 39-65 Lw(dBA)
- extractor outlet: ø 150 mm + reducer ø 120 mm
- lighting: 4000 K LED strip lighting
- electronic controls
- filters: stainless steel
- telescopic hose H 77.5 ÷ 105.5
- set up for remote control from Barazza scales
- maximum absorbed power: 0.3 kW



VINTAGE/BLACK STAINLESS STEEL

code **1KUNP121**

### Accessories:



**41**

code **1FC1**





## UNIQUE

The hoods, constructed from a high thickness of stainless steel that's made even more unusual by the distressed effect of the Vintage finish, offer excellent performance thanks to powerful, silent motors that contribute to keeping the atmosphere eminently welcoming.

# AURA

Cold. Water. Style.





Backed by its experience in the kitchen world, Barazza has created Aura, its new appliance line: built-in dishwashers and refrigerators to bring new life to the kitchen. Advanced technology, innovative functions, new dimensions, attention to detail, exceptional materials: Barazza's new refrigerators and dishwashers have a new way of understanding well-being in the kitchen.

**AURA ADVANCE 60**  
page 220



**AURA ONE 60**  
page 222



**AURA ADVANCE 60**  
page 226



**AURA ONE 60**  
page 228



# COMBI-REFRIGERATORS

## icon key



### Advanced No Frost



Two forced convections and two separate air circulations create as many cooling systems: the two compartments are perfectly independent for ultimate cooling and freezing with frost-free compartments that prevent odour loss.

### Tropical 43 °C



The refrigerator guarantees optimal operation in environments with temperatures between +10 °C and +43 °C.

### Metal Cooling



The Aura Advance features internal finishes creating a glossy and elegant design, while also increasing cooling performance.

### Touch screen display with dual control



Electronic displays let the user control the temperatures and functions of the refrigerator and freezer compartments separately.

### V-Lift



The Aura Advance version offers a convenient bottle rack height adjustment mechanism so it can be raised or lowered for tall bottles or to save space for the dairy shelf. The position can be set at six different heights.

# COMBI-REFRIGERATORS

## icon key

### LED lights



LED lights on both sides and on top light up the interior uniformly, guaranteeing better food visibility.

### VitaMod



In the Aura Advance version: the drawer with VitaMod technology is equipped with lighting inspired by the sun's natural spectrum to help preserve fresh products and their nutritional value. VitaMod maintains the natural ripening process, preserving the vitamin C present in freshly picked fruit and vegetables. VitaMod preserves up to 90% of the vitamin C content of vegetables and an average of 83% antioxidant activity of vegetables.

### Humidity control technology



Used to adjust moisture levels to better preserve fruit and vegetables.

### ZeroGradi



In the Aura Advance: the drawer creates optimal conditions to store fresh meat and fish longer.

### Super Cool function



To cool and preserve large quantities of food in the refrigerator compartment.

### Fruit&veg



In the Aura One version: the drawer with humidity control is ideal for storing fruit and vegetables.



### Fast Freeze



The handy removable Fast Freeze tray in the top is perfect for quick freezing foods. The two convenient lower drawers let users divide up different foods, plus they're wide enough to conveniently store any type of food.

### Drink Cool



This mode quickly cools beverages.

### Made-to-measure style and functionality



The combi-refrigerator doors can be personalised with stainless steel panels in various finishes for an aesthetic that matches the kitchen's design.

# AURA ADVANCE 60

Temperature  
becomes ideal.



# AURA ADVANCE REFRIGERATORS 60 cm built-in

60 cm Aura Advance combi-refrigerator  
built-in



## energy rating D

- Advanced No Frost
- Autodefrosting
- independent cooling systems
- Metal Cooling rear
- dark stainless steel finish details
- humidity control technology
- Holiday and Demo modes
- Tropical 43 °C
- Dual Control display with Touch Controls

### Fridge equipment

- 3 tempered glass shelves
- 4 door shelves (1 adjustable V-Lift)
- 2 LED side lights, 1 LED top light
- ZeroDegree drawer
- drawer with VitaMod technology
- Super Cool function

### Freezer equipment

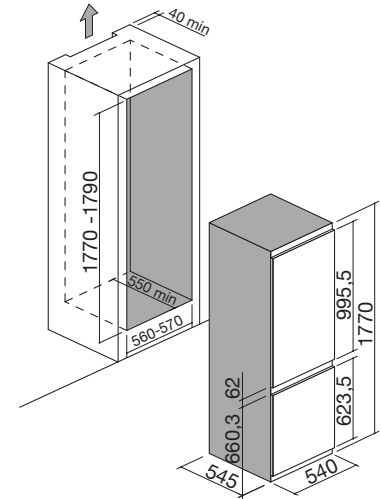
- 1 removable Fast Freeze tray
- 2 drawers
- Drink Cool function

### Accessories

- egg tray
- ice cube tray

### Technical data

- sliding hinge
- reversible door
- Schuko mains plug
- total volume: 233 litres
- refrigerator volume: 170 litres
- freezer volume: 63 litres
- dimensions: 177x54x54.5 cm
- power supply: 220 – 240 V 50 Hz
- maximum absorbed power: 0.157 kW



WHITE/DARK FINISH STAINLESS STEEL

code 1FCA6I



# AURA ONE REFRIGERATORS 60 cm built-in

60 cm Aura One combi-refrigerator  
built-in



## energy rating E

- Advanced No Frost
- Autodefrosting
- independent cooling systems
- humidity control technology
- stainless steel finish details
- Holiday and Demo modes
- Tropical 43 °C
- Dual Control display with Touch Controls

### Fridge equipment

- 4 tempered glass shelves
- 4 door shelves
- 2 LED side lights, 1 LED top light
- fruit and veg drawer with humidity control system
- Super Cool function

### Freezer equipment

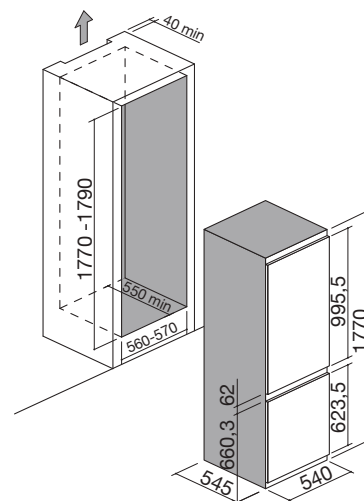
- 1 removable Fast Freeze tray
- 2 drawers
- Drink Cool function

### Accessories

- egg tray
- ice cube tray

### Technical data

- sliding hinge
- reversible door
- Schuko mains plug
- total volume: 233 litres
- refrigerator volume: 170 litres
- freezer volume: 63 litres
- dimensions: 177x54x54.5 cm
- power supply: 220 – 240 V 50 Hz
- maximum absorbed power: 0.157 kW



WHITE/STAINLESS STEEL

code 1FCE61





# AURA ONE 60

Freshness in every season.



# FULLY INTEGRATED DISHWASHER

## icon key



### 15 place settings



Large capacity for up to 15 place settings.

### InfoLED



The light on the door indicates when the wash cycle is complete.

### Inverter motor



The motor's technology guarantees less vibration and less noise.

### AutoDoor



This technology increases the drying efficiency when the dishwasher door is opened at the end of the cycle.

### Internal light



In the Aura Advance version: the internal light helps the user best position the dishes and empty the dishwasher without having to turn on the kitchen light.

# FULLY INTEGRATED DISHWASHER

## icon key

### Silent Wash



Exceptional silence is guaranteed with 39 dBA in the Aura Advance, and 44 dBA in the Aura One.

### Sliding door



In the Aura Advance, the low plinth, minimum 2 cm, features an easy and efficient installation system.



In the Aura One, the low plinth, minimum 6 cm, features an easy and efficient installation system.

### Adjusting the tray height



Adjusting the height of the cutlery tray when it's full. In the Aura Advance version: the top tray includes a mechanism allowing the user to adjust its height without having to remove the tray: high, middle low.



It also features folding and adjustable flaps.



### Sliding top cutlery tray



In the Aura Advance version: the top cutlery tray is designed for both small cutlery and long ladles. It is composed of three pieces: if more room is needed for the tableware in the upper tray, the left or right part of the cutlery tray can be moved.

### Made-to-measure style and functionality



The dishwasher door can be personalised with stainless steel panels having various finishes for an aesthetic that matches the kitchen's design.



### Sliding top cutlery tray



In the Aura One version: the top cutlery tray is designed for forks, spoons and knives, long ladles and small objects.

### Smart Wash



Uses an intelligent technology that measures the water's turbidity, applying the best wash temperature and time depending on how dirty the water is to offer optimal performance.

### Eco Wash



Allows independent use of the top and bottom trays for load options to save energy and reduce water consumption.

### AquaZone



The spray arms rotate separately, using 25% less water, but applying more pressure.

### Turbo dry



Innovative system that improves and speeds drying of tableware.




### Triple Wash & Direct Wash



In the Aura Advance version: the Triple Wash technology uses additional spray arms, positioned under the bottom tray, to offer greater washing performance for highly soiled tableware and cookware. The additional spray arms can operate with the main spray arm or individually. DirectWash provides multidirectional deep and extremely precise cleaning. The spray can be directed upwards to effectively clean glasses and baby bottles, or downwards to better wash the tableware below.

# AURA ADVANCE 60

Perfection lies in the details.



# AURA ADVANCE DISHWASHER 60 cm built-in

60 cm Aura Advance fully integrated dishwasher  
built-in



## energy rating D

- 15 place settings
- 9 programs: Mini 14', Quick 30', Eco, Super 50', Dual Pro Wash 60 °C, Hygiene 70 °C, Smart 30-50 °C, Smart 50-60 °C, Smart 60-70 °C
- delayed start
- half load program
- Inverter motor
- Touch controls
- control panel in stainless steel finish

### Configurations

- Triple Wash & Direct Wash
- AquaZone
- AcquaStop
- Extra Silent
- Extra Fast function
- energy-saving function
- Turbo dry
- AutoDoor (automatic opening)
- door InfoLED

### Equipment

- internal side light
- metal filter
- 3 dark grey baskets (fixed lower basket with 4 foldable racks, upper basket with 2 foldable racks, 4 cup shelves and 3 adjustable heights, adjustable third cutlery drawer)

### Accessories


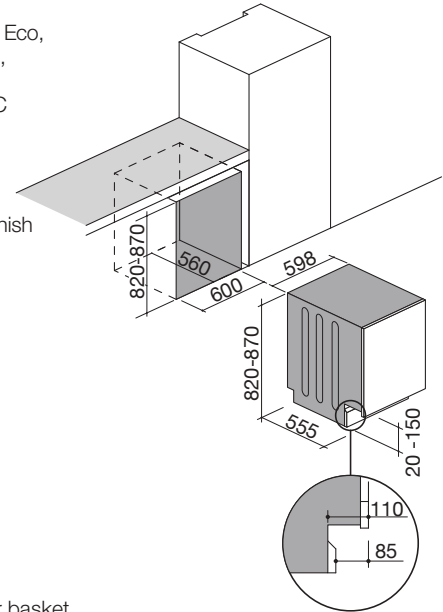
- cutlery basket

### Technical data

- sliding door: plinth 2 cm min.
- door weight: 3-8 kg
- Schuko mains plug
- noise level: 39 dBA
- water consumption / Eco program: 9 litres
- dimensions: 59.8x55.5x82/87 h cm
- power supply: 220-240 V 50 Hz
- maximum absorbed power: 1.9 kW

**DARK GREY/STAINLESS STEEL**

code **1LVA6I**



# AURA ONE DISHWASHER 60 cm built-in

60 cm Aura One fully integrated dishwasher  
built-in



## energy rating **D**

- 15 place settings
- 9 programs: Mini 14', Quick 30', Eco, Super 50', Dual Pro Wash 60 °C, Hygiene 70 °C, Smart 30-50 °C, Smart 50-60 °C, Smart 60-70 °C
- delayed start
- half load program
- Inverter motor
- Touch controls
- control panel in stainless steel finish

### Configurations

- AquaZone
- AcquaStop
- Extra Silent
- Extra Fast function
- energy-saving function
- Turbo dry
- AutoDoor (automatic opening)
- door InfoLED

### Equipment

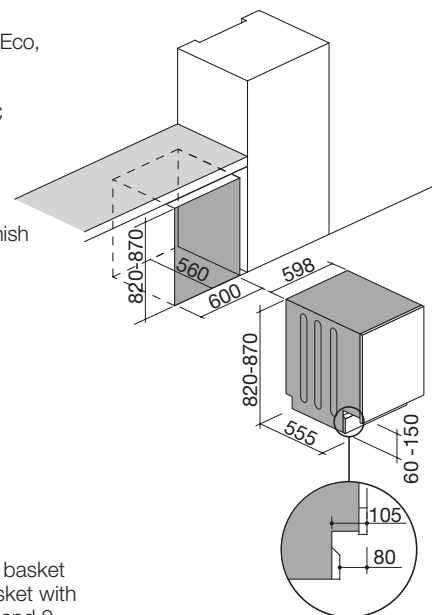
- metal filter
- 3 dark grey baskets (fixed lower basket with 4 foldable racks, upper basket with 2 foldable racks, 4 cup shelves and 2 adjustable heights, fixed third cutlery drawer)

### Accessories

- cutlery basket

### Technical data

- sliding door: plinth 6 cm min.
- door weight: 3-8 kg
- Schuko mains plug
- noise level: 44 dBA
- water consumption / Eco program: 9 litres
- dimensions: 59.8x55.5x82/87 h cm
- power supply: 220-240 V 50 Hz
- maximum absorbed power: 1.9 kW



**DARK GREY/STAINLESS STEEL**

code **1LVE6I**





# AURA ONE 60

Space in any space.



REFRIGERATORS AND  
DISHWASHERS





# STAINLESS STEEL SINKS AND SQUARE BOWLS

Barazza's sinks and square bowls, noted for their advanced aesthetic sense and extremely ergonomic design, offer great functionality and a wide variety of models in the range: single sink, double sink, with or without drainer, available in different shapes and sizes.

## SINKS

**FLEXI**  
page 240



**B\_OPEN**  
page 256



**B\_FAST**  
page 266



**MOOD**  
page 244



**UNIQUE**  
page 258



**B\_LEVEL**  
page 270



**MIZU**  
page 246



**LAB**  
page 260



**SELECT**  
page 272



**EASY**  
page 250



**LAB COVER**  
page 262



**B\_SMART**  
page 254



**B\_FREE**  
page 264



## SQUARE BOWLS

**FLEXI BOWLS R. "0"**  
page 276




**BOWLS R. "15"**  
page 278



**VINTAGE BOWLS R. "15"**  
page 282



**BOWLS R. "12"**  
page 284



**BOWLS R. "0"**  
page 286



# STAINLESS STEEL SINKS AND SQUARE BOWLS installation

## Flush-top (FT)



For Flexi, B\_Smart, Easy, Lab with lowering, Lab Cover sinks, and Flexi square bowls R. "0", R. "12", R. "15". This confers perfect alignment with the worktop, to create a completely continuous surface.



## Lowered edge built-in (LEB)



For Easy, B\_Open, Unique, B\_Fast, B\_Level, Select sinks. The edge ends in an oblique fold.



## Flat edge built-in (FEB)



For Flexi, B\_Smart, Easy, Lab with lowering and Lab Cover sinks, and Flexi square bowls R."15", R."12", R."0". The edge is distinguished only by touch and makes installation easy.



## Square edge built-in (SQEB)



For B\_Free sinks. The edge, folded over, rests on the worktop.



## Standard edge built-in (SEB)



For B\_Fast corner sink.



## Edge built-in 4 mm (EB4)



For Mood sinks.



## Mizu Kasai built-in (MKB)



For Mizu sinks.



## Undermounted (UM)



Lab sinks with lowering and square bowls R"15", R "12", R "0" are elegantly installed below the worktop.



# STAINLESS STEEL SINKS AND SQUARE BOWLS radius

The sinks can have three types of radius: Radius "0", squared off and elegant, Radius "12", with the slightly rounded edge, and Radius "15", with a more pronounced join and a more wrap-around look.

## Radius "0"



## Radius "12"



## Radius "15"



# STAINLESS STEEL SINKS AND SQUARE BOWLS

## general features and symbols key

### Extra thick stainless steel



Barazza's sinks and square bowls are made of extra thick AISI 304 stainless steel, which is completely recyclable, resistant to corrosion, durable and extremely hygienic.

### Large bowls



The products with this plus point have large, roomy bowls that can hold high volumes of water and large cooking utensils.



### Perimeter overflow



All Barazza's sinks and bowls have an overflow, a safety device to ensure that water doesn't spill out. Some have the version with the perimeter overflow, with its distinctive look.



### Tap hole

Barazza's sinks come already with a hole 3.5 cm in diameter that allows a tap to be installed without having to make a hole in the kitchen worktop. Some models can be personalised by adding a second and third hole.

### Round waste 3½"

Barazza's wastes, made in extra thick stainless steel and plastic materials, and provided with a seal, ensure maximum watertightness both in the bowl and in the joint between the waste and the trap.



### Space-saver trap

Barazza's sinks and bowls come with a space-saver trap, smaller in size so taking up less volume and allowing the space under the washing area to be used more easily.

### Smart pop-up plug and rotating pop-up plug



Pop-up plugs enable you to empty the bowl without having to put your hands in it (via pressure in the Smart model or rotation in the others).



### Stainless steel drain cover



Practical and elegant, the drain cover is the ideal accessory for any sink. Made of AISI 304, high quality stainless steel that guarantees resistance to stress, the Barazza drain cover offers durability over time and extreme ease of cleaning.



### Tap and accessory functions

Barazza offers a full range of taps and functional accessories of cutting-edge design, such as a bowl cover, baskets, chopping boards and colanders, made of steel and other materials, designed to improve ease of working in the kitchen.



### Reversible sinks

Some sinks in the range are reversible, that is, they are designed and made so that they can be installed indiscriminately with the drainer on the right or the left of the bowl.

# STAINLESS STEEL SINKS, built-in, flush and undermounted

Base

| 40/45

| 50/60

| 75

FLEXI



MOOD



MIZU



EASY



B\_SMART



p.254

B\_OPEN



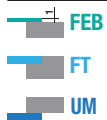
p.256

UNIQUE



p.258

LAB WITH LOWERING



p.261

LAB COVER



p.263

B\_FREE



B\_FAST



p.267



p.267



p.268

B\_LEVEL




p.270



p.270

SELECT



p.272

p.272

p.273



p.249



p.254



p.256



p.256



p.258



p.258



p.267



p.268



p.270



p.241



p.241



p.244



p.244



p.251



p.251



p.252




p.252



p.253



p.253



p.253



p.261



p.261



p.263



p.265



p.265



p.267



p.268



p.270



p.273



p.273



p.242








p.242

# STAINLESS STEEL SQUARE BOWLS built-in and flush

Base		30	40	45	50
FLEXI RADIUS "0"					
RADIUS "15"		 p.279		 p.279	 p.279
RADIUS "15" VINTAGE					
RADIUS "12"				 p.284	 p.284
RADIUS "0"				 p.286	 p.286

# STAINLESS STEEL SQUARE BOWLS undermounted


Base		30	40	45	50
RADIUS "15"			 p.279		 p.279
RADIUS "15" VINTAGE					
RADIUS "12"					 p.284
RADIUS "0"					 p.286

60

75

80


90



p.279 p.280 p.280



p.282



p.284



p.286



p.280



p.280 p.281 p.281



p.282



p.284



p.286



p.277

60

75

90



p.279 p.279



p.280 p.280 p.280



p.280 p.281 p.281



p.284



p.284



p.284



p.286



p.286



p.286

# STAINLESS STEEL SINKS

Barazza's stainless steel sinks are noted for their advanced aesthetic sense and extremely ergonomic design. Very functional and extremely practical to use and maintain, they come in a wide variety of models: single sink, double sink, with or without drainer, available in different shapes and sizes.





STAINLESS STEEL  
SINKS AND  
SQUARE BOWLS

# FLEXI

Flexi sinks, which are functional and ergonomic thanks to their generous sizes of 86 and 105 cm and the new increased depth of 56 cm, are also available with black finishes and a black tap included.



# FLEXI SINKS

## flat edge built-in and flush

**86x56 cm Flexi built-in and flush sink**  
1 bowl with lowering



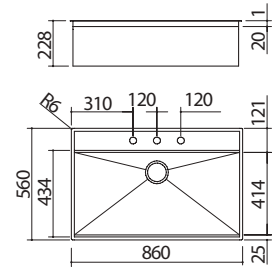
**86x56 cm Flexi Kit built-in and flush sink**  
1 bowl with lowering + accessories kit and tap



FEB FT

Accessories: 8 17 20 25 40 43 61 62 66

- extra-thick AISI 304 stainless steel
- bowl with radius "0"
- 83x41.4x20.7 h bowl
- bowl with lowering for sliding of accessories
- equipment: 3½" basket strainer waste, Smart pop-up plug, stainless steel drain cover, perimeter overflow
- tap hole: 3 standard holes
- base unit for bowls: 90
- 84x54 cm cut out flush-top: see website



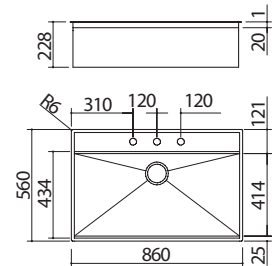
SATIN STAINLESS STEEL

code 1LFX91

FEB FT

Accessories: 8 17 20 25 40 62 66

- extra-thick AISI 304 stainless steel
- bowl with radius "0"
- 83x41.4x20.7 h bowl
- bowl with lowering for sliding of accessories
- equipment: 3½" black basket strainer waste, black Smart pop-up plug, black perimeter overflow, black HPL chopping board 1TOF26N, stainless steel perforated bowl cover with black HPL draining rack 1CIFX, Soul mixer tap with remote control and pull-out spray head 1RUBSORN
- tap hole: 3 standard holes
- base unit for bowls: 90
- 84x54 cm cut out flush-top: see website



SATIN STAINLESS STEEL

code 1LFX91NK

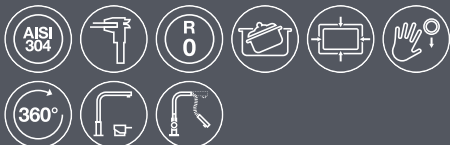
# FLEXI SINKS

## flat edge built-in and flush

**105x56 cm Flexi built-in and flush sink**  
1 bowl with lowering



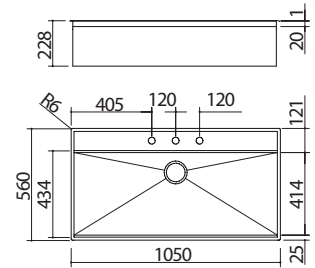
**105x56 cm Flexi Kit built-in and flush sink**  
1 bowl with lowering + accessories kit and tap



FEB FT

Accessories: 8 17 20 25 40 43 61 62 66

- extra-thick AISI 304 stainless steel
- bowl with radius "0"
- 102x41.4x20.7 h bowl
- bowl with lowering for sliding of accessories
- equipment: 3½" basket strainer waste, Smart pop-up plug, stainless steel drain cover, perimeter overflow
- tap hole: 3 standard holes
- base unit for bowls: 120
- 103x54 cm cut out
- flush-top: see website



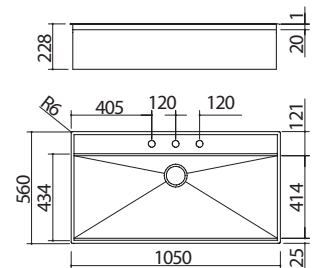
SATIN STAINLESS STEEL

code 1LFX101

FEB FT

Accessories: 8 17 20 25 40 61 66

- extra-thick AISI 304 stainless steel
- bowl with radius "0"
- 102x41.4x20.7 h bowl
- bowl with lowering for sliding of accessories
- equipment: 3½" black basket strainer waste, black Smart pop-up plug, black perimeter overflow, black HPL chopping board 1TOF26N, stainless steel colander with black HPL draining rack 1VSFX, Soul mixer tap with remote control and pull-out spray head 1RUBSORN
- tap hole: 3 standard holes
- base unit for bowls: 120
- 103x54 cm cut out
- flush-top: see website



SATIN STAINLESS STEEL

code 1LFX101NK



**Accessories:**



**8**  
code 1TOF26



**17**  
code 1VOF



**20**  
code 1VSOF



**25**  
code 1CIVQ




**40**  
code 1CITN



**43**  
code 1TOF26N



**61**  
code 1CIFX



**62**  
code 1VSFX



**66**  
code 1GLN

**Standard equipment:** fixing clips, space-saver trap with dishwasher connection, cardboard packaging.  
The mixer tap is not included for sinks codes 1LFX91, 1LFX101.

# MOOD SINKS

## 4 mm built-in edge

### 86x51 cm Mood built-in sink

1 bowl + supporting surface with grooves



### 86x51 cm Mood built-in sink

2 bowls



### 86x51 cm Mood built-in sink

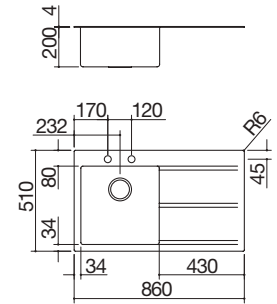
1 bowl



EB4

Accessories: 45 46 47 71

- 4 mm thick
- AISI 304 stainless steel
- bowl with radius "12"
- 40x40x20 h bowl
- equipment: 3½" basket strainer waste, Smart pop-up plug, stainless steel drain cover, perimeter overflow
- tap hole: 2 standard holes
- base unit for bowls: 50
- 84x49 cm cut out



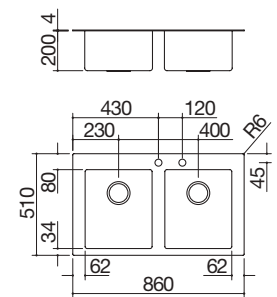
SATIN STAINLESS STEEL 4 mm supporting surface RH code 1LMDR91D

SATIN STAINLESS STEEL 4 mm supporting surface LH code 1LMDR91S

EB4

Accessories: 8 17 20 25 40 43 45 46 47 61 62 66 71

- 4 mm thick
- AISI 304 stainless steel
- bowls with radius "12"
- 34x40x20 h bowl
- equipment: 3½" basket strainer waste, Smart pop-up plug, stainless steel drain cover, perimeter overflow
- tap hole: 2 standard holes
- base unit for bowls: 90
- 84x49 cm cut out



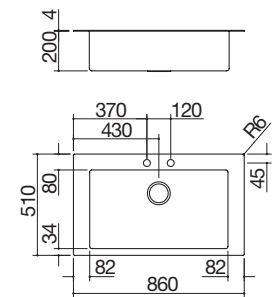
SATIN STAINLESS STEEL 4 mm

code 1LMDR92

EB4

Accessories: 8 17 20 25 40 43 45 46 47 61 62 66 71

- 4 mm thick
- AISI 304 stainless steel
- bowl with radius "12"
- 70x40x20 h bowl
- equipment: 3½" basket strainer waste, Smart pop-up plug, stainless steel drain cover, perimeter overflow
- tap hole: 2 standard holes
- base unit for bowls: 90
- 84x49 cm cut out



SATIN STAINLESS STEEL 4 mm

code 1LMDR91

# MOOD

Design without sacrificing functionality.

Single bowl with draining board, double bowl or large bowl. The bowls are equipped with a drain cover, perimeter overflow and Smart pneumatic pop-up plug.



STAINLESS STEEL  
SINKS AND  
SQUARE BOWLS



## Accessories:



8  
code 1TOF26



17  
code 1VOF



20  
code 1VSOF



25  
code 1CIVQ



40  
code 1CITN



43  
code 1TOF26N



45  
code 1GSPA



46  
code 1TGMD



47  
code 1TGS



61  
code 1CIFX



62  
code 1VSFX



66  
code 1GLN

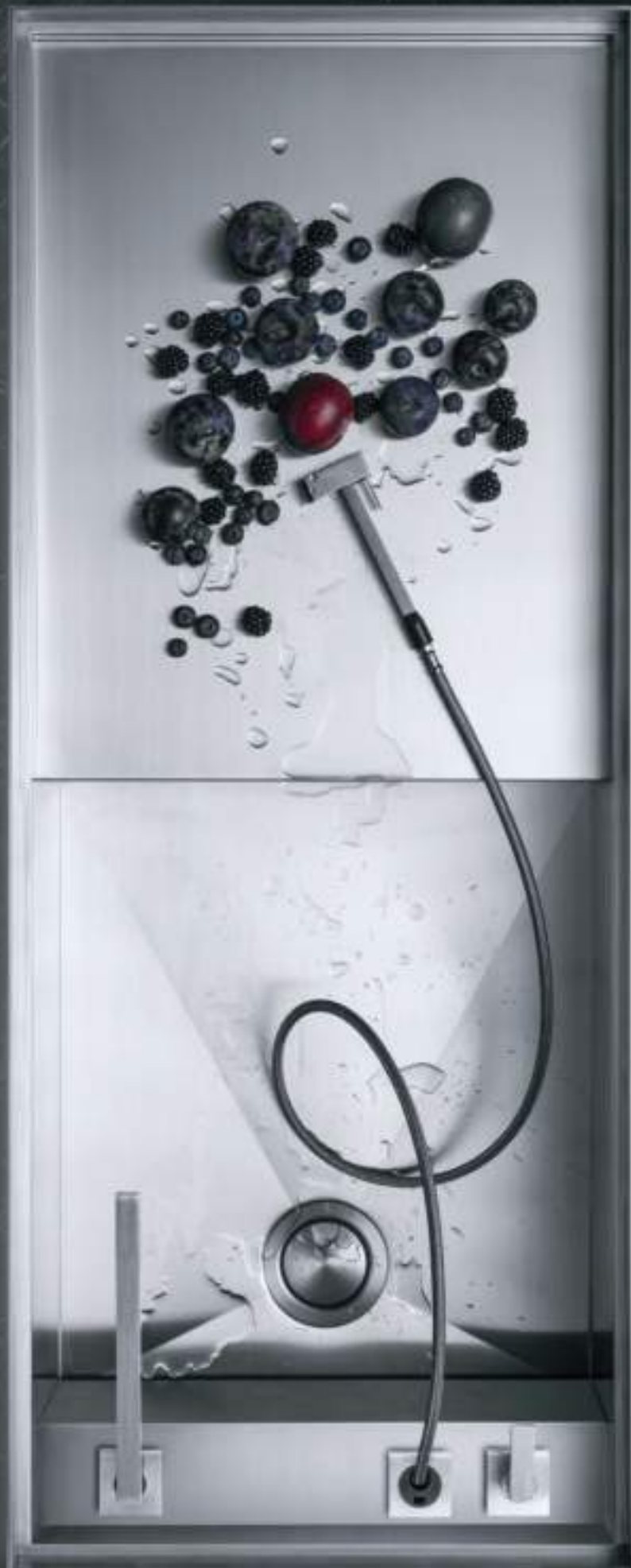


71  
code 1GQRN

**Standard equipment:** fixing clips, seal, space-saver trap with dishwasher connection, cardboard packaging.  
The mixer tap is not included.

# MIZU

The Mizu sinks begin in the Steel version, completely made of stainless steel, and offer a high level of personalisation. In the Total version they can be clad, for example, with horizontal and vertical cladding of the sink block, in the Plan version with horizontal cladding, or in a combination of the two. There are three different Mizu sinks for total personalisation of your kitchen.





- 1) TOTAL
- 2) PLAN
- 3) STEEL



# MIZU SINKS

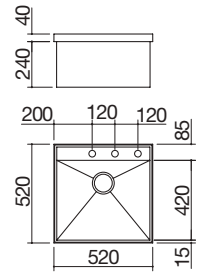
## built-in edge 40 mm

**52x52 cm Mizu sink**  
1 bowl with lowering



Accessories: **70**

- perimeter frame h 40 mm in 4 mm thick stainless steel
- extra-thick AISI 304 stainless steel
- bowl with radius "0" with lowering
- 49x42x17.2 h bowl
- equipment: 3½" basket strainer waste, Smart pop-up plug, stainless steel drain cover, perimeter overflow
- tap hole: 3 standard holes
- base unit for bowls: 60
- 51x51 cm cut out



**SATIN STAINLESS STEEL**

code **1LMZ51**



# MIZU SINKS

## built-in edge 40 mm

### 100x52 cm Mizu sink

1 bowl with lowering + drainer



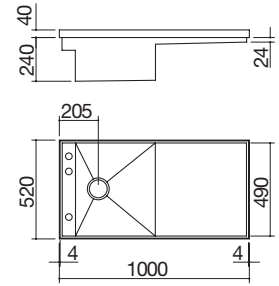
### 130x52 cm Mizu sink

1 bowl with lowering + drainer



Accessories: 68 70

- perimeter frame h 40 mm in 4 mm thick stainless steel
- extra-thick AISI 304 stainless steel
- bowl with radius "0" with lowering for sliding of accessories
- 42x49x17.2 h bowl
- equipment: 3½" basket strainer waste, Smart pop-up plug, stainless steel drain cover, perimeter overflow
- tap hole: 3 standard holes
- base unit for bowls: 60
- 99x51 cm cut out
- the sink is reversible



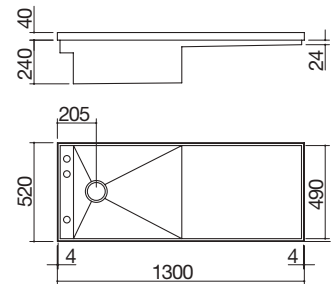
### SATIN STAINLESS STEEL

code 1LMZ105



Accessories: 69 70

- perimeter frame h 40 mm in 4 mm thick stainless steel
- extra-thick AISI 304 stainless steel
- bowl with radius "0" with lowering for sliding of accessories
- 57x49x17.2 h bowl
- equipment: 3½" basket strainer waste, Smart pop-up plug, stainless steel drain cover, perimeter overflow
- tap hole: 3 standard holes
- base unit for bowls: 80
- 129x51 cm cut out
- the sink is reversible



### SATIN STAINLESS STEEL

code 1LMZ135

**Standard equipment:** fixing clips, space-saver trap with dishwasher connection, cardboard packaging. The mixer tap is not included.

### Mizu stainless steel sliding chopping board



- 68 for Mizu sinks code 1LMZ105  
- chopping board size: 50.6x50.6 code **1TMZ1**
- 69 for Mizu sinks code 1LMZ135  
- chopping board size: 65.6x50.6 code **1TMZ2**

- 70 Kit for Total and Plan cladding (Teflon runners, rubber seals, primer) code **1KRLMZ**

The technical data sheets for carrying out any cladding are available on the website [www.barazzasrl.it](http://www.barazzasrl.it).

# EASY

Sinks featuring deep bowls, radius "15". Provided with a drain cover, they are made completely of extra thick stainless steel.



# EASY SINKS

## flat edge built-in and flush

**86x51 cm Easy built-in and flush sink**  
1 bowl + drainer



**86x51 cm Easy built-in and flush sink**  
2 bowls

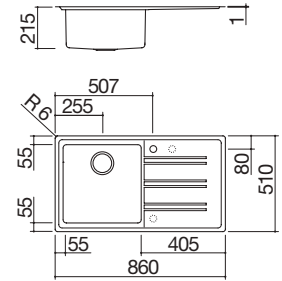


**86x51 cm Easy built-in and flush sink**  
1 bowl



**Accessories:** 8 17 20 25 40 43 61 62 66 71

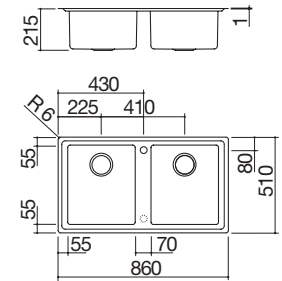
- extra-thick AISI 304 stainless steel
- bowl with radius "15"
- 40x40x21.5 h bowl
- equipment: 3 1/2" basket strainer waste, stainless steel drain cover, perimeter overflow
- tap hole: 1 standard hole  
2nd and 3rd hole upon request
- base unit for bowls: 60
- 84x49 cm cut out  
flush-top: see website



**SATIN STAINLESS STEEL drainer RH** code 1LES91PD  
**SATIN STAINLESS STEEL drainer LH** code 1LES91PS

**Accessories:** 8 17 20 25 40 43 61 62 66

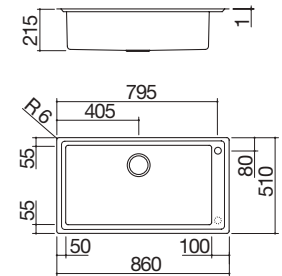
- extra-thick AISI 304 stainless steel
- bowl with radius "15"
- 34x40x21.5 h bowl
- equipment: 3 1/2" basket strainer waste, stainless steel drain cover, perimeter overflow
- tap hole: 1 standard hole  
2nd hole upon request
- base unit for bowls: 90
- 84x49 cm cut out  
flush-top: see website



**SATIN STAINLESS STEEL** code 1LES92P

**Accessories:** 8 17 20 25 40 43 61 62 66 71

- extra-thick AISI 304 stainless steel
- bowl with radius "15"
- 71x40x21.5 h bowl
- equipment: 3 1/2" basket strainer waste, stainless steel drain cover, perimeter overflow
- tap hole: 1 standard hole  
2nd hole upon request
- base unit for bowls: 90
- 84x49 cm cut out  
flush-top: see website



**SATIN STAINLESS STEEL** code 1LES91P

**Accessories:**



code 1TOF26



code 1VOF




code 1VSOF




code 1CIVQ




code 1CITN



code 1TOF26N



code 1CIFX



code 1VSFX



code 1GLN



code 1GQRN

**Standard equipment:** fixing clips, space-saver trap with dishwasher connection, cardboard packaging. The mixer tap is not included.

# EASY SINKS

## lowered edge built-in

**86x50 cm Easy built-in sink**  
1 bowl + drainer



**86x50 cm Easy built-in sink**  
2 bowls



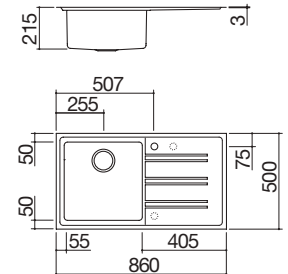
**86x50 cm Easy built-in sink**  
1 bowl



**LEB**

Accessories: 8 17 20 25 40 43 61 62 66 71

- extra-thick AISI 304 stainless steel
- bowl with radius "15"
- 40x40x21.5 h bowl
- equipment: 3½" basket strainer waste, stainless steel drain cover, perimeter overflow
- tap hole: 1 standard hole 2nd and 3rd hole upon request
- base unit for bowls: 60
- 84x48 cm cut out



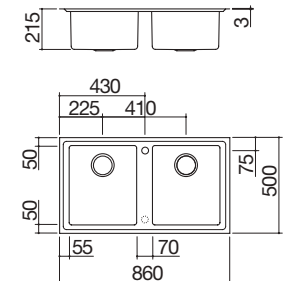
**SATIN STAINLESS STEEL drainer RH** code 1LES91RD

**SATIN STAINLESS STEEL drainer LH** code 1LES91RS

**LEB**

Accessories: 8 17 20 25 40 43 61 62 66

- extra-thick AISI 304 stainless steel
- bowl with radius "15"
- 34x40x21.5 h bowl
- equipment: 3½" basket strainer waste, stainless steel drain cover, perimeter overflow
- tap hole: 1 standard hole 2nd hole upon request
- base unit for bowls: 90
- 84x48 cm cut out



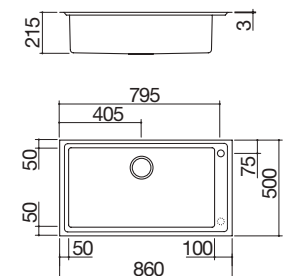
**SATIN STAINLESS STEEL**

code 1LES92R

**LEB**

Accessories: 8 17 20 25 40 43 61 62 66 71

- extra-thick AISI 304 stainless steel
- bowl with radius "15"
- 71x40x21.5 h bowl
- equipment: 3½" basket strainer waste, stainless steel drain cover, perimeter overflow
- tap hole: 1 standard hole 2nd hole upon request
- base unit for bowls: 90
- 84x48 cm cut out



**SATIN STAINLESS STEEL**

code 1LES91R

# EASY SINKS

## lowered edge built-in

### 86x50 cm Easy Kit built-in sink

1 bowl + accessories kit and tap



### 116x50 cm Easy built-in sink

1 bowl + drainer



### 116x50 cm Easy built-in sink

2 bowls + drainer



#### Accessories:

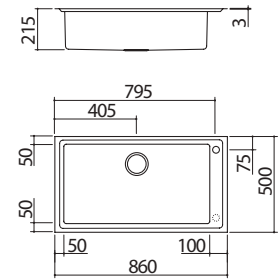


**Standard equipment:** fixing clips, seal, space-saver trap with dishwasher connection, cardboard packaging. The mixer tap is not included for sinks codes 1LES91RD, 1LES91RS, 1LES92R, 1LES91R, 1LES121RD, 1LES121RS, 1LES122RD, 1LES122RS.

#### LEB

Accessories: 8 17 25 40 61 62 66 71

- extra-thick AISI 304 stainless steel
- bowl with radius "15"
- 71x40x21.5 h bowl
- equipment: 3½" basket strainer waste, stainless steel drain cover, perimeter overflow, black HPL chopping board 1TOF26N, stainless steel colander with draining rack 1VSOF, Steel Shower mixer tap 1RUBMSTD
- tap hole: 1 standard hole  
2nd hole upon request
- base unit for bowls: 90
- 84x48 cm cut out



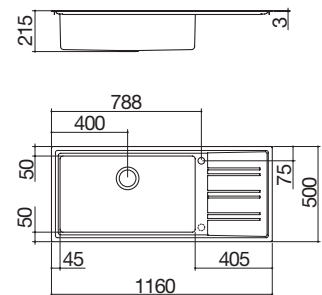
#### SATIN STAINLESS STEEL

code 1LES91RK

#### LEB

Accessories: 8 17 20 25 40 43 61 62 66 71

- extra-thick AISI 304 stainless steel
- bowl with radius "15"
- 71x40x21.5 h bowl
- equipment: 3½" basket strainer waste, stainless steel drain cover, perimeter overflow
- tap hole: 1 standard hole  
2nd hole upon request
- base unit for bowls: 90
- 114x48 cm cut out



#### SATIN STAINLESS STEEL drainer RH

code 1LES121RD

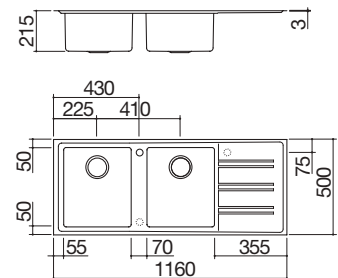
#### SATIN STAINLESS STEEL drainer LH

code 1LES121RS

#### LEB

Accessories: 8 17 20 25 40 43 61 62 66

- extra-thick AISI 304 stainless steel
- bowl with radius "15"
- 34x40x21.5 h bowl
- equipment: 3½" basket strainer waste, stainless steel drain cover, perimeter overflow
- tap hole: 1 standard hole  
2nd and 3rd hole upon request
- base unit for bowls: 90
- 114x48 cm cut out



#### SATIN STAINLESS STEEL drainer RH

code 1LES122RD

#### SATIN STAINLESS STEEL drainer LH

code 1LES122RS

# B SMART SINKS

## flat edge built-in and flush

39x50.5 cm B\_Smart built-in and flush sink  
1 bowl



55x50.5 cm B\_Smart built-in and flush sink  
1 bowl



67x50.5 cm B\_Smart built-in and flush sink  
1 bowl



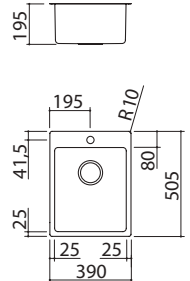
76x50.5 cm B\_Smart built-in and flush sink  
1 bowl



FEB FT

Accessories: 8 17 20 25 38 40  
43 45 61 62 66

- extra-thick AISI 304 stainless steel
- bowl with radius "15"
- 34x40x19.5 h bowl
- equipment: 3½" basket strainer waste, perimeter overflow
- tap hole
- base unit for bowls: 45
- 37x49 cm cut out
- flush-top: see website



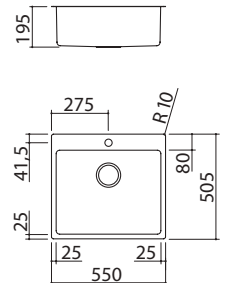
SATIN STAINLESS STEEL

code 1LBS41

FEB FT

Accessories: 8 17 20 25 38 40  
43 45 61 62 66 71

- extra-thick AISI 304 stainless steel
- bowl with radius "15"
- 50x40x19.5 h bowl
- equipment: 3½" basket strainer waste, perimeter overflow
- tap hole
- base unit for bowls: 60
- 53x49 cm cut out
- flush-top: see website



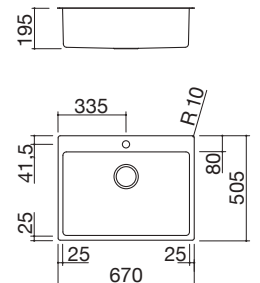
SATIN STAINLESS STEEL

code 1LBS61

FEB FT NEW

Accessories: 8 17 20 25 38 40  
43 45 61 62 66 71

- extra-thick AISI 304 stainless steel
- bowl with radius "15"
- 62x40x19.5 h bowl
- equipment: 3½" basket strainer waste, perimeter overflow
- tap hole
- base unit for bowls: 75
- 65x49 cm cut out
- flush-top: see website



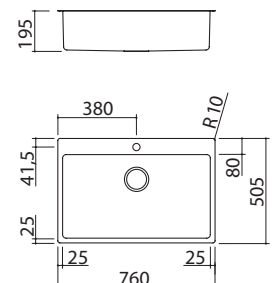
SATIN STAINLESS STEEL

code 1LBS71

FEB FT

Accessories: 8 17 20 25 38 40  
43 45 61 62 66 71

- extra-thick AISI 304 stainless steel
- bowl with radius "15"
- 71x40x19.5 h bowl
- equipment: 3½" basket strainer waste, perimeter overflow
- tap hole
- base unit for bowls: 80
- 74x49 cm cut out
- flush-top: see website



SATIN STAINLESS STEEL

code 1LBS81





STAINLESS STEEL  
SINKS AND  
SQUARE BOWLS

# B\_SMART

Built-in and flush sinks that are very versatile as you can choose them in various sizes and combine them with different kits: from the stainless steel colander with draining rack to the bowl cover with black HPL chopping board, the colander to the multipurpose rack and lots of other accessories that transform the sink into a fully fledged multifunctional worktop.

## Accessories:



**8**  
code 1TOF26



**17**  
code 1VOF



**20**  
code 1VSOF



**25**  
code 1CIVQ



**38**  
code 1CPI



**40**  
code 1CITN



**43**  
code 1TOF26N



**45**  
code 1GSPA



**61**  
code 1CIFX



**62**  
code 1VSFX



**66**  
code 1GLN



**71**  
code 1GQRN

**Standard equipment:** fixing clips, space-saver trap with dishwasher connection, cardboard packaging. The mixer tap is not included.

## B\_OPEN SINKS lowered edge built-in

58x51 cm B\_Open built-in sink  
1 bowl



79x51 cm B\_Open built-in sink  
2 bowls



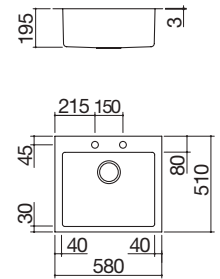
79x51 cm B\_Open built-in sink  
1 bowl



LEB

Accessories: 8 17 20 25 40 43 45 61 62 66 71

- extra-thick AISI 304 stainless steel
- bowl with radius "15"
- 50x40x19.5 h bowl
- equipment: 3½" basket strainer waste, pop-up plug, stainless steel drain cover, perimeter overflow
- tap hole: 2 standard holes
- base unit for bowls: 60
- 56x49 cm cut out



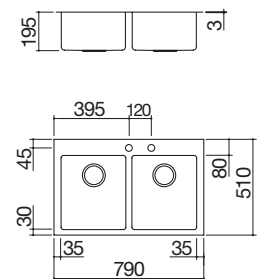
SATIN STAINLESS STEEL

code 1LB061

LEB

Accessories: 8 17 20 25 40 43 45 61 62 66

- extra-thick AISI 304 stainless steel
- bowl with radius "15"
- 34x40x19.5 h bowl
- equipment: 3½" basket strainer waste, pop-up plug, stainless steel drain cover, perimeter overflow
- tap hole: 2 standard holes
- base unit for bowls: 80
- 77x49 cm cut out



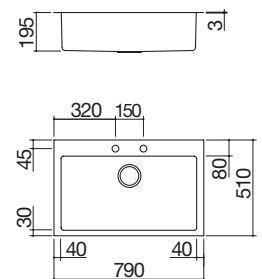
SATIN STAINLESS STEEL

code 1LB082

LEB

Accessories: 8 17 20 25 40 43 45 61 62 66 71

- extra-thick AISI 304 stainless steel
- bowl with radius "15"
- 71x40x19.5 h bowl
- equipment: 3½" basket strainer waste, pop-up plug, stainless steel drain cover, perimeter overflow
- tap hole: 2 standard holes
- base unit for bowls: 80
- 77x49 cm cut out



SATIN STAINLESS STEEL

code 1LB081

# B\_OPEN

B\_Open sinks, defined by an elegant minimalist design, are available in roomy bowls with a radius of "15" and have a stainless steel drain cover and pop-up plug. B\_Open sinks' features show that they are designed for users who inhabit the kitchen with style and practicality.



STAINLESS STEEL  
SINKS AND  
SQUARE BOWLS

## Accessories:



**8**  
code 1TOF26



**17**  
code 1VOF



**20**  
code 1VSOF



**25**  
code 1CIVQ



**40**  
code 1CITN



**43**  
code 1TOF26N



**45**  
code 1GSPA



**61**  
code 1CIFX



**62**  
code 1VSFX



**66**  
code 1GLN



**71**  
code 1GQRN

**Standard equipment:** fixing clips, seal, space-saver trap with dishwasher connection, cardboard packaging. The mixer tap is not included.

# UNIQUE SINKS

## lowered edge built-in

**58x51 cm Unique built-in sink**  
1 bowl



**79x51 cm Unique built-in sink**  
2 bowls

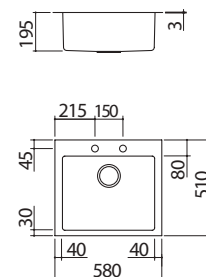


**79x51 cm Unique built-in sink**  
1 bowl



**LEB** Accessories: 8 17 20 25 40 43 45 61 62 66 71

- extra-thick AISI 304 stainless steel
- bowl with radius "15"
- 50x40x19.5 h bowl
- equipment: 3½" basket strainer waste, pop-up plug, stainless steel drain cover, perimeter overflow
- tap hole: 2 standard holes
- base unit for bowls: 60
- 56x49 cm cut out

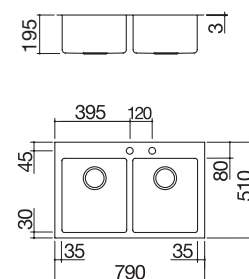


**VINTAGE STAINLESS STEEL**

code 1LUN61

**LEB** Accessories: 8 17 20 25 40 43 45 61 62 66

- extra-thick AISI 304 stainless steel
- bowl with radius "15"
- 34x40x19.5 h bowl
- equipment: 3½" basket strainer waste, pop-up plug, stainless steel drain cover, perimeter overflow
- tap hole: 2 standard holes
- base unit for bowls: 80
- 77x49 cm cut out

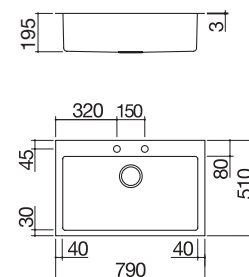


**VINTAGE STAINLESS STEEL**

code 1LUN82

**LEB** Accessories: 8 17 20 25 40 43 45 61 62 66 71

- extra-thick AISI 304 stainless steel
- bowl with radius "15"
- 71x40x19.5 h bowl
- equipment: 3½" basket strainer waste, pop-up plug, stainless steel drain cover, perimeter overflow
- tap hole: 2 standard holes
- base unit for bowls: 80
- 77x49 cm cut out



**VINTAGE STAINLESS STEEL**

code 1LUN81



# UNIQUE

Sinks characterised by the unique treatment of the steel in the Vintage finish, by the beautiful aesthetics of the lines and by an ergonomic design that facilitates fluidity of movement and management of dishwashing.

## Accessories:



**8**  
code 1TOF26



**17**  
code 1VOF



**20**  
code 1VSOF



**25**  
code 1CIVQ



**40**  
code 1CITN



**43**  
code 1TOF26N



**45**  
code 1GSPA



**61**  
code 1CIFX



**62**  
code 1VSFX



**66**  
code 1GLN



**71**  
code 1GQRN

**Standard equipment:** fixing clips, seal, space-saver trap with dishwasher connection, cardboard packaging. The mixer tap is not included.



## LAB

The minimalist design of Lab sinks makes these bowls especially suitable for accommodating the different types of accessory the sink can be provided with, retaining a strong propensity for hi-tech aesthetics without compromising on the practicality of a versatile, multifunctional worktop.

# LAB SINKS WITH LOWERING

## flat edge built-in, flush and undermounted

**57x51 cm Lab built-in, flush and undermounted sink**  
1 bowl with lowering



**86x51 cm Lab built-in, flush and undermounted sink**  
1 bowl with lowering



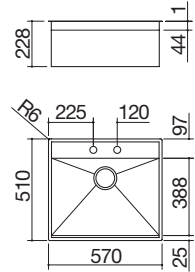
**86x51 cm Lab Kit built-in, flush and undermounted sink**  
1 bowl with lowering + accessories kit and tap



FEB FT UM

Accessories: 6 19 71

- extra-thick AISI 304 stainless steel
- bowl with radius "0"
- 54x38.8x18.3 h bowl
- bowl with lowering for sliding of accessories
- equipment: 3½" basket strainer waste, Smart pop-up plug, stainless steel drain cover, perimeter overflow
- tap hole: 2 standard holes
- base unit for bowls:
  - built-in and flush: 60
  - undermounted: 80
- 56x49 cm cut out  
flush-top and undermounted: see website



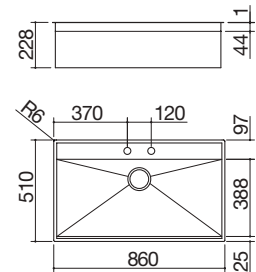
SATIN STAINLESS STEEL

code 1LLB61

FEB FT UM

Accessories: 6 19 67 71

- extra-thick AISI 304 stainless steel
- bowl with radius "0"
- 83x38.8x18.3 h bowl
- bowl with lowering for sliding of accessories
- equipment: 3½" basket strainer waste, Smart pop-up plug, stainless steel drain cover, perimeter overflow
- tap hole: 2 standard holes
- base unit for bowls:
  - built-in and flush: 90
  - undermounted: 100
- 85x49 cm cut out  
flush-top and undermounted: see website



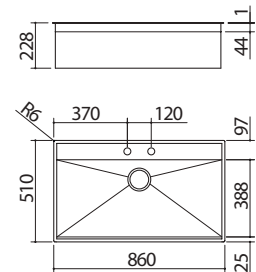
SATIN STAINLESS STEEL

code 1LLB91

FEB FT UM

Accessories: 67 71


- extra-thick AISI 304 stainless steel
- bowl with radius "0"
- 83x38.8x18.3 h bowl
- bowl with lowering for sliding of accessories
- equipment: 3½" basket strainer waste, stainless steel drain cover, perimeter overflow, stainless steel and black HPL multipurpose chopping board 1TBF, stainless steel colander 1VBF, B\_Free Telescopic mixer tap with remote control and pull-out spray head 1RUBMBFA
- tap hole: 2 standard holes
- base unit for bowls:
  - built-in and flush: 90
  - undermounted: 100
- 85x49 cm cut out  
flush-top and undermounted: see website



SATIN STAINLESS STEEL

code 1LLB91K

Accessories:



6  
code 1TBF



19  
code 1VBF



67  
code 1GQN



71  
code 1GQRN

**Standard equipment:** fixing clips, space-saver trap with dishwasher connection, cardboard packaging. The mixer tap is not included for sinks codes 1LLB61, 1LLB91.



## LAB COVER

The exclusive Lab sink is both elegant and practical in its design, featuring a bowl with radius "0" and a balanced, removable flush-fitting cover. The sink comes with a telescopic tap which is extremely functional.



# LAB COVER SINKS

## flat edge built-in and flush

### 57x51 cm Lab Cover built-in and flush sink

1 bowl with cover + tap



### 86x51 cm Lab Cover built-in and flush sink

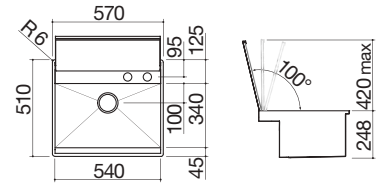
1 bowl with cover + tap



FEB FT

Accessories: 38 71

- extra-thick AISI 304 stainless steel
- bowl with radius "0"
- 54x34x18.3 h bowl
- balanced, removable stainless steel cover with manual opening
- equipment: 3½" basket strainer waste, perimeter overflow, B\_Free Telescopic mixer tap with remote control 1RUBMBFA
- tap hole: 2 standard holes
- base unit for bowls: 60
- 56x49 cm cut out
- flush-top: see website



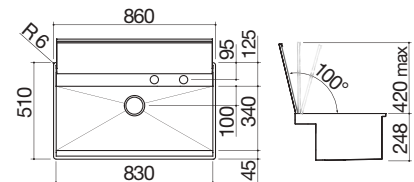
SATIN STAINLESS STEEL

code 1LLB60

FEB FT

Accessories: 38 71

- extra-thick AISI 304 stainless steel
- bowl with radius "0"
- 83x34x18.3 h bowl
- balanced, removable stainless steel cover with manual opening
- equipment: 3½" basket strainer waste, perimeter overflow, B\_Free Telescopic mixer tap with remote control 1RUBMBFA
- tap hole: 2 standard holes
- base unit for bowls: 90
- 85x49 cm cut out
- flush-top: see website



SATIN STAINLESS STEEL

code 1LLB90

#### Accessories:



38

code 1CPI



71

code 1GQRN

**Standard equipment:** fixing clips, space-saver trap with dishwasher connection, cardboard packaging.



## B\_FREE

B\_Free sinks come with a drain cover and perimeter overflow, available with a radius of "0" around the edges and "12" at the bottom of the bowl, to facilitate cleaning without affecting the purity of the design. B\_Free sinks are the classic example arising from the union of aesthetics and functionality.

## B\_FREE SINKS square edge built-in

### 86x51 cm B\_Free built-in sink

1 bowl with lowering



### 86x51 cm B\_Free Kit built-in sink

1 bowl with lowering + accessories kit and tap



### Multi-purpose chopping board

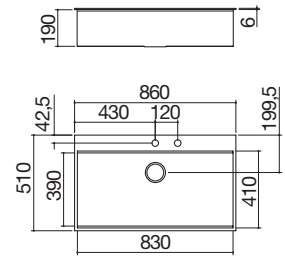
The range of accessories enhances the functionality of B\_Free sinks. These include the innovative multipurpose stainless steel and black HPL chopping board that also serves as a bowl cover and drainer.



SQEB

Accessories: 6 19 71

- extra-thick AISI 304 stainless steel
- bowl with radius "0" vertical wall edges
- bowl with radius "12" bottom edges
- 83x39x19 h bowl
- bowl with lowering for sliding of accessories
- equipment: 3½" basket strainer waste, stainless steel drain cover, pop-up plug, perimeter overflow
- tap hole: 2 standard holes
- base unit for bowls: 90
- 84x49 cm cut out



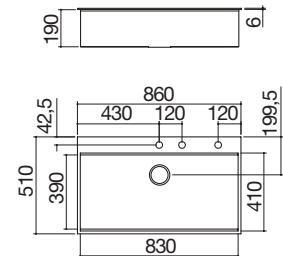
SATIN STAINLESS STEEL

code 1LBF9

SQEB

Accessories: 71


- extra-thick AISI 304 stainless steel
- bowl with radius "0" vertical wall edges
- bowl with radius "12" bottom edges
- 83x39x19 h bowl
- bowl with lowering for sliding of accessories
- equipment: 3½" basket strainer waste, stainless steel drain cover, perimeter overflow, stainless steel and black HPL multi-purpose chopping board 1TBF, stainless steel colander 1VBF, B\_Free Kit mixer tap with remote control and pull-out spray head 1RUBMBFRK
- tap hole: 3 standard holes
- base unit for bowls: 90
- 84x49 cm cut out



SATIN STAINLESS STEEL

code 1LBF9K

Accessories:



6  
code 1TBF



19  
code 1VBF



71  
code 1GQRN

**Standard equipment:** fixing clips, seal, space-saver trap with dishwasher connection, cardboard packaging. The mixer tap is not included for sinks code 1LBF9.

# B\_FAST

The B\_Fast sinks, with the functional drainer and perimeter overflow, are available in various sizes and versions, each of which suits specific requirements in the kitchen.



# B\_FAST SINKS

## lowered edge built-in

**79x50 cm B\_Fast built-in sink**  
1 bowl + drainer



**79x50 cm B\_Fast built-in sink**  
2 bowls



**86x50 cm B\_Fast built-in sink**  
1 bowl + drainer

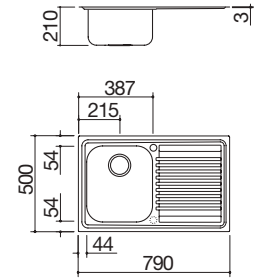


**86x50 cm B\_Fast built-in sink**  
2 bowls



Accessories: 5 12 14 24 38

- AISI 304 stainless steel
- 34x39x21 h bowl
- equipment: 3½" basket strainer waste, perimeter overflow
- tap hole: 1 standard hole  
2nd hole upon request
- base unit for bowls: 45
- 77x48 cm cut out



**SATIN STAINLESS STEEL drainer RH**

code 1LFS81D

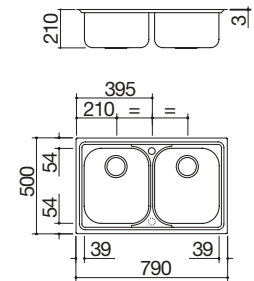
**SATIN STAINLESS STEEL drainer LH**

code 1LFS81S



Accessories: 5 12 14 24 38

- AISI 304 stainless steel
- 34x39x21 h bowl
- equipment: 3½" basket strainer waste, perimeter overflow
- tap hole: 1 standard hole  
2nd hole upon request
- base unit for bowls: 80
- 77x48 cm cut out



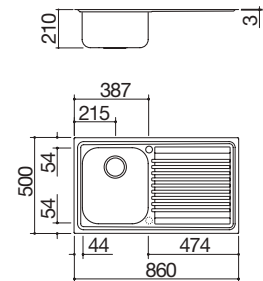
**SATIN STAINLESS STEEL**

code 1LFS82



Accessories: 5 12 14 24 38

- AISI 304 stainless steel
- 34x39x21 h bowl
- equipment: 3½" basket strainer waste, perimeter overflow
- tap hole: 1 standard hole  
2nd hole upon request
- base unit for bowls: 45
- 84x48 cm cut out



**SATIN STAINLESS STEEL drainer RH**

code 1LFS91D

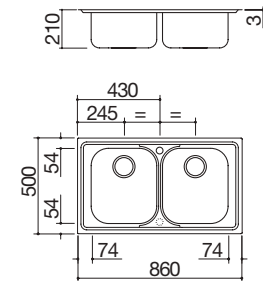
**SATIN STAINLESS STEEL drainer LH**

code 1LFS91S



Accessories: 5 12 14 24 38

- AISI 304 stainless steel
- 34x39x21 h bowl
- equipment: 3½" basket strainer waste, perimeter overflow
- tap hole: 1 standard hole  
2nd hole upon request
- base unit for bowls: 90
- 84x48 cm cut out



**SATIN STAINLESS STEEL**

code 1LFS92

## B\_FAST SINKS lowered edge built-in

### 100x50 cm B\_Fast built-in sink

1 bowl + drainer



### 116x50 cm B\_Fast built-in sink


2 bowls + drainer



## B\_FAST SINK standard edge built-in

### 83x83 cm B\_Fast built-in sink

2 corner bowls + drainer



#### Accessories:



5

code 1CREIM



12

code 1TRE



14

code 1TREP



24

code 1CI91



38

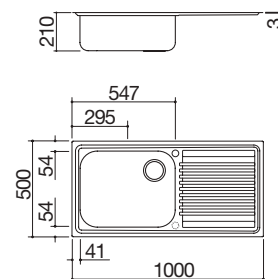
code 1CPI

**Standard equipment:** fixing clips, seal, space-saver trap with dishwasher connection, cardboard packaging.  
The mixer tap is not included.

#### LEB

Accessories: 38

- AISI 304 stainless steel
- 50x40x21 h bowl
- equipment: 3/2" basket strainer waste, perimeter overflow
- tap hole: 1 standard hole  
2nd hole upon request
- base unit for bowls: 60
- 98x48 cm cut out



SATIN STAINLESS STEEL drainer RH

code 1LFS10D

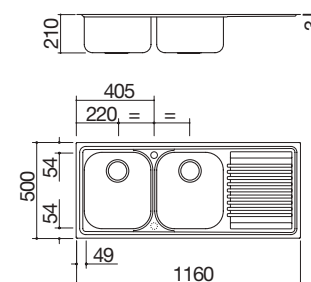
SATIN STAINLESS STEEL drainer LH

code 1LFS10S

#### LEB

Accessories: 5 12 14 24 38

- AISI 304 stainless steel
- 34x39x21 h bowl
- equipment: 3/2" basket strainer waste, perimeter overflow
- tap hole: 1 standard hole  
2nd hole upon request
- base unit for bowls: 80
- 114x48 cm cut out



SATIN STAINLESS STEEL drainer RH

code 1LFS12D

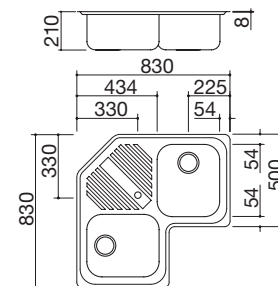
SATIN STAINLESS STEEL drainer LH

code 1LFS12S

#### SEB

Accessories: 5 12 14 24 38

- AISI 304 stainless steel
- 34x39x21 h bowl
- equipment: 3/2" basket strainer waste, perimeter overflow
- tap hole: 1 standard hole
- base unit for bowls: 90x90
- cut out: see website



SATIN STAINLESS STEEL

code 1LFS82A



STAINLESS STEEL  
SINKS AND  
SQUARE BOWLS

## B\_LEVEL SINKS lowered edge built-in

86x50 cm B\_Level built-in sink  
1 bowl + drainer



86x50 cm B\_Level built-in sink  
2 bowls



100x50 cm B\_Level built-in sink  
1½ bowl + drainer



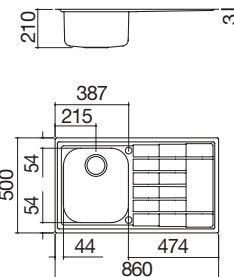
116x50 cm B\_Level built-in sink  
2 bowls + drainer



### LEB

Accessories: 5 12 14 24

- extra-thick AISI 304 stainless steel
- 34x39x21 h bowl
- equipment: 3½" basket strainer waste, pop-up plug, perimeter overflow
- tap hole: 2 standard holes
- base unit for bowls: 45
- 84x48 cm cut out



SATIN STAINLESS STEEL drainer RH

code 1LLV90/1D

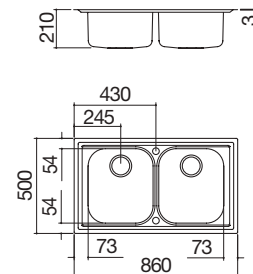
SATIN STAINLESS STEEL drainer LH

code 1LLV90/1S

### LEB

Accessories: 5 12 14 24

- extra-thick AISI 304 stainless steel
- 34x39x21 h bowl
- equipment: 3½" basket strainer waste, pop-up plug, perimeter overflow
- tap hole: 2 standard holes
- base unit for bowls: 90
- 84x48 cm cut out



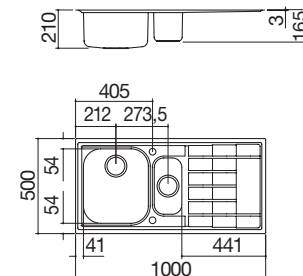
SATIN STAINLESS STEEL

code 1LLV90/2

### LEB

Accessories: 5 12 13 14 24

- extra-thick AISI 304 stainless steel
- 34x39x21 and 15x30x16.5 h bowl
- equipment: 3½" basket strainer waste, pop-up plug, perimeter overflow
- tap hole: 2 standard holes
- base unit for bowls: 60
- 98x48 cm cut out



SATIN STAINLESS STEEL drainer RH

code 1LLV100/D

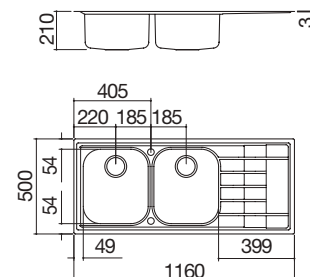
SATIN STAINLESS STEEL drainer LH

code 1LLV100/S

### LEB

Accessories: 5 12 14 24

- extra-thick AISI 304 stainless steel
- 34x39x21 h bowl
- equipment: 3½" basket strainer waste, pop-up plug, perimeter overflow
- tap hole: 2 standard holes
- base unit for bowls: 80
- 114x48 cm cut out



SATIN STAINLESS STEEL drainer RH

code 1LLV120/2D

SATIN STAINLESS STEEL drainer LH

code 1LLV120/2S



# B\_LEVEL

B\_Level sinks, equipped with pop-up plug and perimeter overflow stand out for their functionality and versatility, and their instantly recognisable design.

STAINLESS STEEL  
SINKS AND  
SQUARE BOWLS

## Accessories:



5  
code 1CREIM



12  
code 1TRE



13  
code 1TREP



14  
code 1TREP



24  
code 1CI91

**Standard equipment:** fixing clips, seal, space-saver trap with dishwasher connection, cardboard packaging.  
The mixer tap is not included.



# SELECT

Select is a complete range of sinks, available to the user in a number of shapes and sizes, characterised by its unusual texture with circular patterns. A very advanced design, for a consumer looking for exclusive details.

## SELECT SINKS lowered edge built-in

58.5x50 cm Select built-in sink  
1 bowl

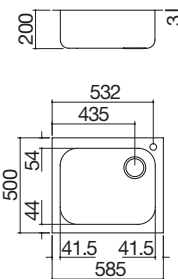


58.5x50 cm Select built-in sink  
1½ bowl



Accessories: 38

- extra-thick AISI 304 stainless steel
- 50x40x20 h bowl
- equipment: 3½" basket strainer waste, perimeter overflow
- tap hole: 1 standard hole
- base unit for bowls: 60
- 56x48 cm cut out



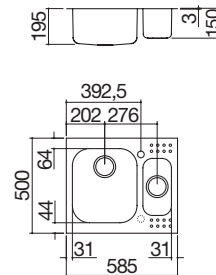
SATIN STAINLESS STEEL

code 11S6060/1



Accessories: 5 12 13 14 24 38

- extra-thick AISI 304 stainless steel
- 34x39x19.5 h and 15x30x15 h bowl
- equipment: 3½" basket strainer waste, perimeter overflow
- tap hole: 1 standard hole  
2nd hole upon request
- base unit for bowls: 60
- 56x48 cm cut out



SATIN STAINLESS STEEL

code 11S6060

# SELECT SINKS

## lowered edge built-in

**86x50 cm Select built-in sink**  
1 bowl + supporting surface



**86x50 cm Select built-in sink**  
2 bowls

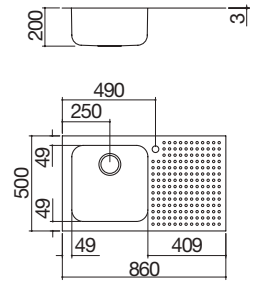


**116x50 cm Select built-in sink**  
2 bowls + supporting surface



Accessories: **38**

- extra-thick AISI 304 stainless steel
- 40x40x20 h bowl
- equipment: 3½" basket strainer waste, overflow hole
- tap hole: 1 standard hole
- base unit for bowls: 60
- 84x48 cm cut out



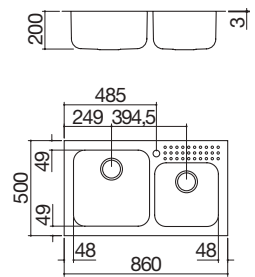
**SATIN STAINLESS STEEL supporting surface RH** code 11S9060/1D

**SATIN STAINLESS STEEL supporting surface LH** code 11S9060/1S



Accessories: **2 23 38**

- extra-thick AISI 304 stainless steel
- 40x40x20 h and 33x33x20 h bowl
- equipment: 3½" basket strainer waste, overflow hole
- tap hole: 1 standard hole
- base unit for bowls: 90
- 84x48 cm cut out



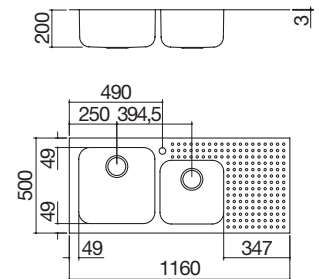
**SATIN STAINLESS STEEL**

code 11S9060/2



Accessories: **2 23 38**

- extra-thick AISI 304 stainless steel
- 40x40x20 h and 33x33x20 h bowl
- equipment: 3½" basket strainer waste, overflow hole
- tap hole: 1 standard hole
- base unit for bowls: 90
- 114x48 cm cut out




**SATIN STAINLESS STEEL supporting surface RH** code 11S12060/2D

**SATIN STAINLESS STEEL supporting surface LH** code 11S12060/2S

### Accessories:



**2**  
code 1CQI




**5**  
code 1CREIM



**12**  
code 1TRE



**13**  
code 1TREP



**14**  
code 1TREP



**23**  
code 1CI33



**24**  
code 1CI91



**38**  
code 1CPI

**Standard equipment:** fixing clips, seal, space-saver trap with dishwasher connection, cardboard packaging. The mixer tap is not included.



# STAINLESS STEEL SQUARE BOWLS

Barazza offers a huge range of modular square bowls scrupulously made of stainless steel and in different finishes, all of a high aesthetic and functional value. The square bowls are available in a number of versions so that they can be easily matched with all of Barazza's products.



STAINLESS STEEL  
SINKS AND  
SQUARE BOWLS



## FLEXI BOWLS R. "0"

Simple and minimalist, this bowl offers infinite possibilities thanks to its increased depth of 46 cm and the lowered edge which makes it easy for accessories to slide into place: practicality and elegance merge into one.

# FLEXI SQUARE BOWLS R. "0" flat edge built-in and flush

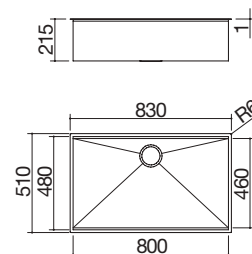
80x46 cm Flexi square bowl R. "0"  
built-in and flush, 1 bowl with lowering



FEB FT

Accessories: 18 21 44 63 64 65 67

- extra-thick AISI 304 stainless steel
- 80x46x21.5 h bowl
- bowl with lowering for sliding of accessories
- equipment: 3½" basket strainer waste, stainless steel drain cover, perimeter overflow
- base unit for bowls: 90
- 81x49 cm cut out  
flush-top: see website



SATIN STAINLESS STEEL

code 1QA8411

Accessories:



18  
code 1VLB



21  
code 1VSLB



44  
code 1TGSL



63  
code 1VSVQ



64  
code 1SPSI



65  
code 1SPSN



67  
code 1GQN

**Standard equipment:** fixing clips, space-saver trap with dishwasher connection, cardboard packaging. The mixer tap is not included.

Flexi bowls can be enhanced with an exclusive kit that includes Smart pop-up plug, waste and perimeter overflow, all in an elegant black finish.



# SQUARE BOWLS R. "15"

Functional and ergonomic Square Bowls with R. "15" are very easy to clean whilst not compromising on design and feature a perimeter overflow.





# SQUARE BOWLS R. "15" flat edge built-in, flush and undermounted

**18x40 cm Square Bowl R. "15"**  
built-in, flush and undermounted



**34x40 cm Square Bowl R. "15"**  
built-in, flush and undermounted



**40x40 cm Square Bowl R. "15"**  
built-in, flush and undermounted



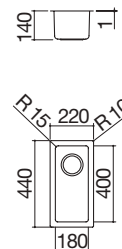
**45x40 cm Square Bowl R. "15"**  
built-in, flush and undermounted



FEB FT UM

Accessories: 17 38 54 64 65

- extra-thick AISI 304 stainless steel
- 18x40x14 h bowl
- equipment: 3½" basket strainer waste, perimeter overflow
- base unit for bowls:
  - built-in and flush: 30
  - undermounted: 40
- 20x42 cm cut out + notch for overflow  
flush-top and undermounted: see website



**SATIN STAINLESS STEEL built-in and flush** code 1X1840I

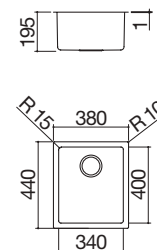
**SATIN STAINLESS STEEL undermounted** code 1X1840S

FEB FT UM

Accessories: 8 17 20 25 38 40 43 45

54 61 62 64 65 66

- extra-thick AISI 304 stainless steel
- 34x40x19.5 h bowl
- equipment: 3½" basket strainer waste, perimeter overflow
- base unit for bowls:
  - built-in and flush: 45
  - undermounted: 50
- 36x42 cm cut out + notch for overflow  
flush-top and undermounted: see website



**SATIN STAINLESS STEEL built-in and flush** code 1X3440I

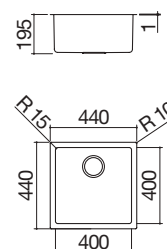
**SATIN STAINLESS STEEL undermounted** code 1X3440S

FEB FT UM

Accessories: 8 17 20 25 38 40 43 45

54 61 62 64 65 66 71

- extra-thick AISI 304 stainless steel
- 40x40x19.5 h bowl
- equipment: 3½" basket strainer waste, perimeter overflow
- base unit for bowls:
  - built-in and flush: 50
  - undermounted: 60
- 42x42 cm cut out + notch for overflow  
flush-top and undermounted: see website



**SATIN STAINLESS STEEL built-in and flush** code 1X4040I

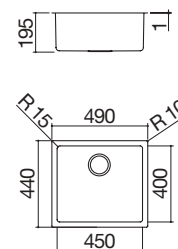
**SATIN STAINLESS STEEL undermounted** code 1X4040S

FEB FT UM

Accessories: 8 17 20 25 38 40 43 45

54 61 62 64 65 66 71

- extra-thick AISI 304 stainless steel
- 45x40x19.5 h bowl
- equipment: 3½" basket strainer waste, perimeter overflow
- base unit for bowls:
  - built-in and flush: 60
  - undermounted: 60
- 47x42 cm cut out + notch for overflow  
flush-top and undermounted: see website



**SATIN STAINLESS STEEL built-in and flush** code 1X4540I

**SATIN STAINLESS STEEL undermounted** code 1X4540S

## SQUARE BOWLS R. "15" flat edge built-in, flush and undermounted

50x40 cm Square Bowl R. "15"  
built-in, flush and undermounted



58.5x44 cm Double Square Bowl R. "15"  
built-in, flush and undermounted



62x40 cm Square Bowl R. "15"  
built-in, flush and undermounted

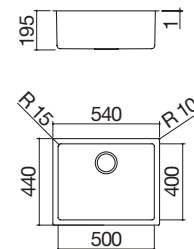


71x40 cm Square Bowl R. "15"  
built-in, flush and undermounted



FEB FT UM Accessories: 8 17 20 25 38 40 43 45  
54 61 62 64 65 66 71

- extra-thick AISI 304 stainless steel
- 50x40x19.5 h bowl
- equipment: 3½" basket strainer waste, perimeter overflow
- base unit for bowls:
  - built-in and flush: 60
  - undermounted: 75
- 52x42 cm cut out + notch for overflow  
flush-top and undermounted: see website

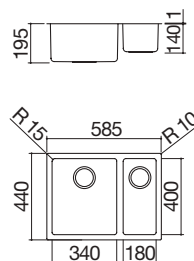


SATIN STAINLESS STEEL built-in and flush code 1X5040I

SATIN STAINLESS STEEL undermounted code 1X5040S

FEB FT UM Accessories: 8 17 20 25 38 40 43 45  
54 61 62 64 65 66

- extra-thick AISI 304 stainless steel
- 34x40x19,5 h and 18x40x14 h bowls
- equipment: 3½" basket strainer waste, perimeter overflow
- base unit for bowls:
  - built-in and flush: 60
  - undermounted: 75
- 56.5x42 cm cut out + notch for overflow  
flush-top and undermounted: see website

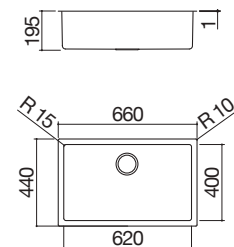


SATIN STAINLESS STEEL built-in and flush code 1X642I

SATIN STAINLESS STEEL undermounted code 1X642S

FEB FT UM Accessories: 8 17 20 25 38 40 43 45  
NEW 54 61 62 64 65 66 71

- extra-thick AISI 304 stainless steel
- 62x40x19.5 h bowl
- equipment: 3½" basket strainer waste, perimeter overflow
- base unit for bowls: 75
- 64x42 cm cut out + notch for overflow  
flush-top and undermounted: see website

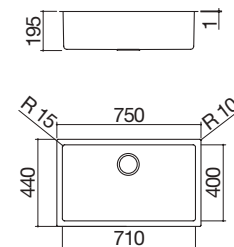


SATIN STAINLESS STEEL built-in and flush code 1X6240I

SATIN STAINLESS STEEL undermounted code 1X6240S

FEB FT UM Accessories: 8 17 20 25 38 40 43 45  
54 61 62 64 65 66 71

- extra-thick AISI 304 stainless steel
- 71x40x19.5 h bowl
- equipment: 3½" basket strainer waste, perimeter overflow
- base unit for bowls:
  - built-in and flush: 80
  - undermounted: 90
- 73x42 cm cut out + notch for overflow  
flush-top and undermounted: see website



SATIN STAINLESS STEEL built-in and flush code 1X7040I

SATIN STAINLESS STEEL undermounted code 1X7040S

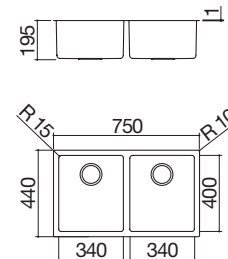
# SQUARE BOWLS R. "15" flat edge built-in, flush and undermounted

75x44 cm Double Square Bowl R. "15"  
built-in, flush and undermounted



FEB FT UM Accessories: 8 17 20 25 38 40 43 45  
54 61 62 64 65 66

- extra-thick AISI 304 stainless steel
- 34x40x19.5 h bowls
- equipment: 3½" basket strainer waste, perimeter overflow
- base unit for bowls:
  - built-in and flush: 80
  - undermounted: 90
- 73x42 cm cut out + notch for overflow  
flush-top and undermounted: see website



**SATIN STAINLESS STEEL built-in and flush** code 1X842I

**SATIN STAINLESS STEEL undermounted** code 1X842S



STAINLESS STEEL  
SINKS AND  
SQUARE BOWLS

## Accessories:



8  
code 1TOF26



17  
code 1VOF



20  
code 1VSOF



25  
code 1CIVQ



38  
code 1CPI



40  
code 1CITN



43  
code 1TOF26N



45  
code 1GSPA



54  
code 1SPR



61  
code 1CIFX



62  
code 1VSFX



64  
code 1SPSI



65  
code 1SPSN



66  
code 1GLN



71  
code 1GQRN

**Standard equipment:** fixing clips, space-saver trap with dishwasher connection, cardboard packaging. The mixer tap is not included.

# VINTAGE SQUARE BOWLS

## R. "15"

### flat edge built-in, flush and undermounted

50x40 cm R. "15" Vintage Square Bowl  
built-in, flush and undermounted

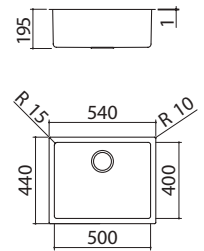


71x40 cm R. "15" Vintage Square Bowl  
built-in, flush and undermounted



FEB FT UM Accessories: 8 17 20 25 38 40 43 45  
54 61 62 64 65 66 71

- extra-thick AISI 304 stainless steel
- 50x40x19.5 h bowl
- equipment: 3½" basket strainer waste, perimeter overflow
- base unit for bowls:
  - built-in and flush: 60
  - undermounted: 75
- 52x42 cm cut out + notch for overflow  
flush-top and undermounted: see website

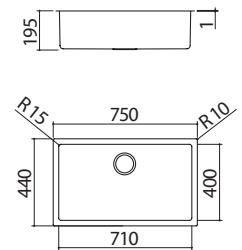


VINTAGE STAINLESS STEEL

code 1X50V

FEB FT UM Accessories: 8 17 20 25 38 40 43 45  
54 61 62 64 65 66 71

- extra-thick AISI 304 stainless steel
- 71x40x19.5 h bowl
- equipment: 3½" basket strainer waste, perimeter overflow
- base unit for bowls:
  - built-in and flush: 80
  - undermounted: 90
- 73x42 cm cut out + notch for overflow  
flush-top and undermounted: see website



VINTAGE STAINLESS STEEL

code 1X70V

# VINTAGE SQUARE BOWLS R. "15"

All the functionalities of Square Bowls R. "15" with a sophisticated Vintage finish that gives the material a new essence and unprecedented practicality. Easier to clean, less sensitive in use, Vintage steel provides a new setting for work tasks in the kitchen.



STAINLESS STEEL  
SINKS AND  
SQUARE BOWLS

## Accessories:



8  
code 1TOF26



17  
code 1VOF



20  
code 1VSOF



25  
code 1CIVQ



38  
code 1CPI



40  
code 1CITN



43  
code 1TOF26N



45  
code 1GSPA



54  
code 1SPR



61  
code 1CIFX



62  
code 1VSFX



64  
code 1SPSI



65  
code 1SPSN



66  
code 1GLN



71  
code 1GQRN

**Standard equipment:** fixing clips, space-saver trap with dishwasher connection, cardboard packaging. The mixer tap is not included.

# SQUARE BOWLS R. "12" flat edge built-in, flush and undermounted

**34x40 cm Square Bowl R. "12"**  
built-in, flush and undermounted



**40x40 cm Square Bowl R. "12"**  
built-in, flush and undermounted



**50x40 cm Square Bowl R. "12"**  
built-in, flush and undermounted

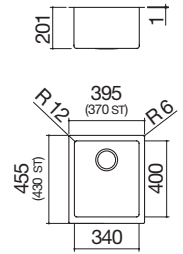


**70x40 cm Square Bowl R. "12"**  
built-in, flush and undermounted



**FEB FT UM Accessories: 8 17 20 25 40 43 45 54 61 62 64 65 66 71**

- extra-thick AISI 304 stainless steel
- 34x40x20 h bowl
- equipment: 3½" basket strainer waste, stainless steel drain cover, perimeter overflow
- base unit for bowls:
  - built-in and flush: 45
  - undermounted: 50
- 37.5x43.7 cm cut out  
flush-top and undermounted: see website

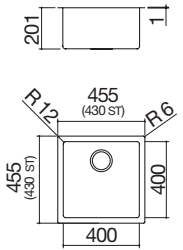


**SATIN STAINLESS STEEL built-in and flush** code 1QR34I

**SATIN STAINLESS STEEL undermounted** code 1QR34S

**FEB FT UM Accessories: 8 17 20 25 40 43 45 54 61 62 64 65 66 71**

- extra-thick AISI 304 stainless steel
- 40x40x20 h bowl
- equipment: 3½" basket strainer waste, stainless steel drain cover, perimeter overflow
- base unit for bowls:
  - built-in and flush: 50
  - undermounted: 60
- 43.5x43.7 cm cut out  
flush-top and undermounted: see website

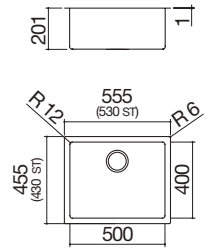


**SATIN STAINLESS STEEL built-in and flush** code 1QR40I

**SATIN STAINLESS STEEL undermounted** code 1QR40S

**FEB FT UM Accessories: 8 17 20 25 40 43 45 54 61 62 64 65 66 71**

- extra-thick AISI 304 stainless steel
- 50x40x20 h bowl
- equipment: 3½" basket strainer waste, stainless steel drain cover, perimeter overflow
- base unit for bowls:
  - built-in and flush: 60
  - undermounted: 75
- 53.5x43.7 cm cut out  
flush-top and undermounted: see website

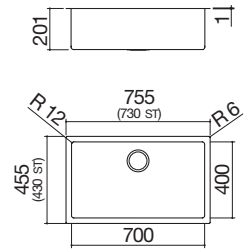


**SATIN STAINLESS STEEL built-in and flush** code 1QR50I

**SATIN STAINLESS STEEL undermounted** code 1QR50S

**FEB FT UM Accessories: 8 17 20 25 40 43 45 54 61 62 64 65 66 71**

- extra-thick AISI 304 stainless steel
- 70x40x20 h bowl
- equipment: 3½" basket strainer waste, stainless steel drain cover, perimeter overflow
- base unit for bowls:
  - built-in and flush: 80
  - undermounted: 90
- 73.5x43.7 cm cut out  
flush-top and undermounted: see website



**SATIN STAINLESS STEEL built-in and flush** code 1QR70I

**SATIN STAINLESS STEEL undermounted** code 1QR70S

# SQUARE BOWLS R. "12"

Of standout aesthetic quality, the R. "12" Square Bowls are available to be built-in, flush-top or undermounted. They come with a drain cover and perimeter overflow and are the perfect combination of practicality and style in the kitchen.



STAINLESS STEEL  
SINKS AND  
SQUARE BOWLS

## Accessories:



**Standard equipment:** fixing clips, space-saver trap with dishwasher connection, cardboard packaging. The mixer tap is not included.

# SQUARE BOWLS R. "0"

## flat edge built-in, flush and undermounted

**34x40 cm Square Bowl R. "0"**  
built-in, flush and undermounted



**40x40 cm Square Bowl R. "0"**  
built-in, flush and undermounted



**50x40 cm Square Bowl R. "0"**  
built-in, flush and undermounted

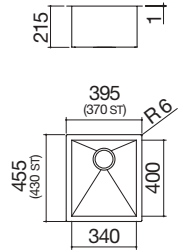


**70x40 cm Square Bowl R. "0"**  
built-in, flush and undermounted



**FEB FT UM Accessories:** 8 17 20 25 38 40 43 45  
54 61 62 64 65 66 71

- extra-thick AISI 304 stainless steel
- 34x40x21.5 h bowl
- equipment: 3½" basket strainer waste, perimeter overflow
- base unit for bowls:
  - built-in and flush: 45
  - undermounted: 50
- 37.5x43.7 cm cut out  
flush-top and undermounted: see website

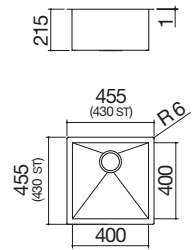


**SATIN STAINLESS STEEL built-in and flush** code 1Q3440I

**SATIN STAINLESS STEEL undermounted** code 1Q3440S

**FEB FT UM Accessories:** 8 17 20 25 38 40 43 45  
54 61 62 64 65 66 71

- extra-thick AISI 304 stainless steel
- 40x40x21.5 h bowl
- equipment: 3½" basket strainer waste, perimeter overflow
- base unit for bowls:
  - built-in and flush: 50
  - undermounted: 60
- 43.5x43.7 cm cut out  
flush-top and undermounted: see website

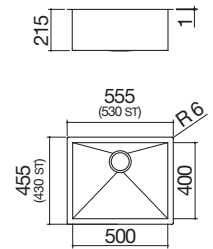


**SATIN STAINLESS STEEL built-in and flush** code 1Q4040I

**SATIN STAINLESS STEEL undermounted** code 1Q4040S

**FEB FT UM Accessories:** 8 17 20 25 38 40 43 45  
54 61 62 64 65 66 71

- extra-thick AISI 304 stainless steel
- 50x40x21.5 h bowl
- equipment: 3½" basket strainer waste, perimeter overflow
- base unit for bowls:
  - built-in and flush: 60
  - undermounted: 75
- 53.5x43.7 cm cut out  
flush-top and undermounted: see website

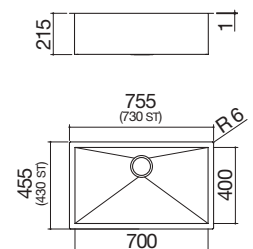


**SATIN STAINLESS STEEL built-in and flush** code 1Q5040I

**SATIN STAINLESS STEEL undermounted** code 1Q5040S

**FEB FT UM Accessories:** 8 17 20 25 38 40 43 45  
54 61 62 64 65 66 71

- extra-thick AISI 304 stainless steel
- 70x40x21.5 h bowl
- equipment: 3½" basket strainer waste, perimeter overflow
- base unit for bowls:
  - built-in and flush: 80
  - undermounted: 90
- 73.5x43.7 cm cut out  
flush-top and undermounted: see website



**SATIN STAINLESS STEEL built-in and flush** code 1Q7040I

**SATIN STAINLESS STEEL undermounted** code 1Q7040S



# SQUARE BOWLS R. "0"

Refined and elegant, the R. "0" square bowls have a sleek and simple design.

## Accessories:



8  
code 1TOF26



17  
code 1VOF



20  
code 1VSOF



25  
code 1CIVQ



38  
code 1CPI



40  
code 1CITN



43  
code 1TOF26N



45  
code 1GSPA



54  
code 1SPR



61  
code 1CIFX



62  
code 1VSFX



64  
code 1SPSI



65  
code 1SPSN



66  
code 1GLN



71  
code 1GQRN

**Standard equipment:** fixing clips, space-saver trap with dishwasher connection, cardboard packaging. The mixer tap is not included.



# B\_GRANITE SINKS AND SQUARE BOWLS

The most minimal design is clad in a new material to stun us all over again. Barazza's sinks and square bowls in B\_Granite combine the aesthetic features of natural stone with the strength afforded by polymers. The result is a sink that definitely packs a visual punch and boasts innovative functional qualities.

## SINKS

**CITY**  
page 292



**SOUL**  
page 294



## SQUARE BOWLS

**SOUL**  
page 298



# B\_GRANITE SINKS AND SQUARE BOWLS installation

## High edge built-in (HEB)



For Soul and City sinks.

HEBS

## Undermounted (UM)



The square bowls are elegantly inserted below the work surface.

UM

# B\_GRANITE SINKS AND SQUARE BOWLS General features and symbols key

## B\_Granite

B\_Granite is a composite material obtained from combining granite and acrylic resins; it brings together the characteristics of natural stone and the protective qualities of polymers, and can guarantee optimum resistance to both high temperatures and knocks, retaining the original appearance of stone. B\_Granite comes in several colours thanks to a process of painting it at 700 °C, in which the high temperature enables the paint particles to penetrate into the material, ensuring a uniform design. In addition B\_Granite offers good antibacterial protection: the material is enriched with silver ions that inhibit the growth of bacteria, ensuring better hygiene of the product.



## Tap and accessory functions

Barazza offers a full range of taps and functional accessories of cutting-edge design, such as trays, chopping boards and colanders, made of steel and other materials, designed to improve ease of working in the kitchen.

## Ready with tap hole

Barazza's B\_Granite sinks come ready for three or more holes 3.5 cm in diameter that allow taps, spray heads, remote controls and pop-up plugs to be installed without having to make holes in the kitchen worktop.

## Round waste 3½"

Barazza's wastes, made in extra thick stainless steel and plastic materials, and provided with a seal, ensure maximum watertightness both in the bowl and in the join between the waste and the trap.

## Space-saver trap

Barazza's sinks and bowls come with a space-saver trap, smaller in size so taking up less volume and allowing the space under the washing area to be used more easily.

## Large bowls



The products with this plus point have large, roomy bowls that can hold high volumes of water and large cooking utensils.



## Stainless steel drain cover



A practical accessory in stainless steel that not only fulfils the practical purpose of being a lid for the bowl but also significantly improves its aesthetics.



## Perimeter overflow



All Barazza's sinks have an overflow, a safety device to make sure water doesn't spill out. Some have the version with the perimeter overflow, with its distinctive look.



# B GRANITE SINKS AND SQUARE BOWLS built-in and undermounted

Base

| 60

| 80/90

**Sinks**  
CITY

 HEBS



p.293




p.293



p.293

**Sinks**  
SOUL

 HEBS



p.295



p.296



p.295



p.295



p.296



p.295

**Square bowls**  
SOUL

 UM



p.299



p.299



p.300



p.299



p.300



p.299



p.299



p.300

# CITY

Beauty meets the practicality of new shapes, colours and materials. The eclectic spirit of B\_Granite lends itself to creating sinks that are specially lowered, making the HPL rack even more practical to use. This versatility is continued in the colourways: City in B\_Granite comes in black and white versions, to suit any style and taste.



# CITY SINKS

## high edge built-in

### B\_Granite

86x51 cm City built-in sink  
1 bowl



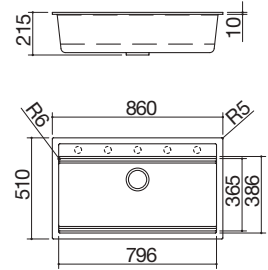
86x51 cm City Kit built-in sink  
1 bowl + accessories kit and tap



**HEBS**

Accessories: **71**

- 79.6x36.5x20 h bowl
- equipment: 3 1/2" basket strainer waste, stainless steel drain cover, perimeter overflow
- tap hole: designed for 5 holes
- base unit for bowls: 90
- 84x48 cm cut out



**BLACK B\_GRANITE**

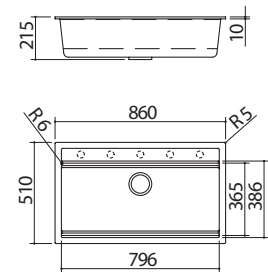
code **1LCY91N**

**WHITE B\_GRANITE**

code **1LCY91B**

**HEBS**

- 79.6x36.5x20 h bowl
- equipment: 3 1/2" basket strainer waste, stainless steel drain cover, perimeter overflow, 2 HPL support grids for bowl bottom 1GQRN, Soul mixer tap with remote control and pull-out spray head 1RUBSORN
- tap hole: designed for 5 holes
- base unit for bowls: 90
- 84x48 cm cut out



**BLACK B\_GRANITE**

code **1LCY91NK**

**Accessories:**



**71**  
code **1GQRN**

**Standard equipment:** fixing clips, space-saver trap with dishwasher connection, cardboard packaging. The mixer tap is not included for sinks code 1LCY91N and 1LCY91B.

B GRANITE  
SINKS AND  
SQUARE BOWLS



# SOUL

The Soul sinks are made from B\_Granite, an innovative technical material available in black and white, which can be easily coordinated with all modern decor choices.





# SOUL SINKS

## high edge built-in

### B\_Granite

#### 57x50 cm Soul built-in sink

1 bowl



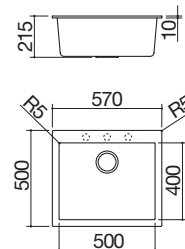
#### 79x50 cm Soul built-in sink

1 bowl



#### HEBS

- 50x40x20 h bowl
- equipment: 3½" basket strainer waste, stainless steel drain cover, overflow
- tap hole: designed for 3 holes
- base unit for bowls: 60
- 55x48 cm cut out



**BLACK B\_GRANITE**

code **1LSO61N**

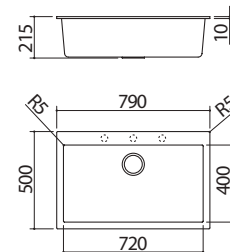
**WHITE B\_GRANITE**

code **1LSO61B**

#### HEBS

Accessories: **8 20 25 40 43 45 61 62**

- 72x40x20 h bowl
- equipment: 3½" basket strainer waste, stainless steel drain cover, overflow
- tap hole: designed for 3 holes
- base unit for bowls: 80
- 77x48 cm cut out



**BLACK B\_GRANITE**

code **1LSO81N**

**WHITE B\_GRANITE**

code **1LSO81B**

# SOUL SINKS

## high edge built-in B\_Granite

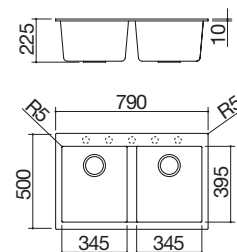
79x50 cm Soul built-in sink  
2 bowls



HEBS

Accessories: 8 25 40 43 61

- 34.5x39.5x21 h bowl
- equipment: 3½" basket strainer waste, stainless steel drain cover, overflow
- tap hole: designed for 5 holes
- base unit for bowls: 80
- 77x48 cm cut out




BLACK B\_GRANITE

code 1LSO82N

WHITE B\_GRANITE

code 1LSO82B

### Accessories:



8

code 1TOF26



20

code 1VSOF



25

code 1CIVQ



40

code 1CITN



43

code 1TOF26N



45

code 1GSPA



61

code 1CIFX



62

code 1VSFX

**Standard equipment:**  
fixing clips, space-saver trap with dishwasher connection, cardboard packaging. The mixer tap is not included.





B. GRANITE  
SINKS AND  
SQUARE BOWLS

# SOUL SQUARE BOWLS

Soul square bowls are made from B\_Granite, an innovative technical material available in white, black and grey, which can be easily coordinated with all modern decor choices.



# SOUL SQUARE BOWLS

## undermounted

### B\_Granite

50x40 cm Soul Square Bowl  
undermounted



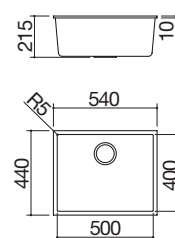
72x39.5 cm Soul Double Square Bowl  
undermounted



UM

Accessories: 8 20 25 40 43 45 61 62

- 50x40x20 h bowl
- equipment: 3½" basket strainer waste, stainless steel drain cover, overflow
- base unit for bowls: 60
- undermounted: see website



BLACK B\_GRANITE

code 1QS061NS

GREY B\_GRANITE

code 1QS061GS

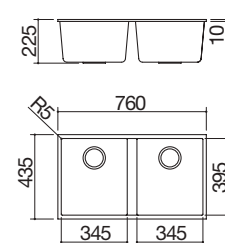
WHITE B\_GRANITE

code 1QS061BS

UM

Accessories: 8 25 40 43 61

- 34.5x39.5x21 h bowl
- equipment: 3½" basket strainer waste, stainless steel drain cover, overflow
- base unit for bowls: 80
- undermounted: see website



BLACK B\_GRANITE

code 1QS082NS

WHITE B\_GRANITE

code 1QS082BS

# SOUL SQUARE BOWLS

## undermounted

### B\_Granite

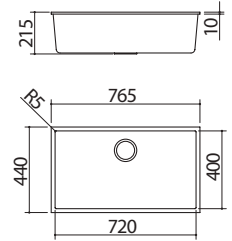
72x40 cm Soul Square Bowl  
undermounted



UM

Accessories: 8 20 25 40 43 45 61 62

- 72x40x20 h bowl
- equipment: 3½" basket strainer waste, stainless steel drain cover, overflow
- base unit for bowls: 80
- undermounted: see website











**BLACK B\_GRANITE** code 1QS081NS

**GREY B\_GRANITE** code 1QS081GS

**WHITE B\_GRANITE** code 1QS081BS

#### Accessories:

 <b>8</b> code 1TOF26	 <b>20</b> code 1VSOF	 <b>25</b> code 1CIVQ
 <b>40</b> code 1CITN	 <b>43</b> code 1TOF26N	 <b>45</b> code 1GSPA
 <b>61</b> code 1CIFX	 <b>62</b> code 1VSFX	<b>Standard equipment:</b> fixing clips, space-saver trap with dishwasher connection, cardboard packaging. The mixer tap is not included.









# ACCESSORISED CHANNELS

A place for everything you need, right at your fingertips.

Satin stainless steel or black accessorised channels are made to complete the efficiency and practicality of the worktop, providing a place for everything and optimising ergonomics around the washing and cooking area.

**STAINLESS STEEL H.7**  
page 316



**CHANNEL MODULAR ELEMENTS H.7**  
page 324




**MATT BLACK STAINLESS STEEL H.7**  
page 319



**CHANNEL MODULAR ELEMENTS H.20**  
page 332



**STAINLESS STEEL AND MATT BLACK STAINLESS STEEL  
FOR LAB EVOLUTION COOKER HOOD**  
page 322



**STAINLESS STEEL H.20**  
page 328



**MATT BLACK STAINLESS STEEL H.20**  
page 330



## ACCESSORISED CHANNELS materials

### AISI 304 stainless steel

Both the channels and most of the modular elements that enhance them are made of AISI 304 stainless steel, a resistant, hard-wearing material, available in two different colour versions: with a satin finish, that retains the traditional sheen of steel, and with a matt black finish, a new and exclusive innovation in line with the latest trends in interior design. Black AISI 304 stainless steel surfaces should be cleaned with a microfibre cloth (such as code 1PMA) and a neutral detergent, such as Barazza's professional Multi Clean spray (code 1MC3).






ACCESSORISED CHANNELS





The Barazza collections are enriched with solutions in stainless steel either in the elegant satin finish or the exclusive matt black finish. The range of modular elements is also widened with technologically innovative accessories.



# ACCESSORISED CHANNELS elements

## Functionality and design within reach

Every detail has its ideal space, in perfect harmony with every need. Barazza accessorised channels are available in stainless steel and matt black steel, transforming the work surface into a rational and elegant whole, where technology and functionality combine in a contemporary design.

With two different heights, H.7 and H.20, the channels adapt to any configuration, offering personalised solutions for your kitchen.

The H.7 version is smaller with no drain, for container trays and colanders with base or cover, draining rack, knife holder and accessories like mixer taps and dispensers.



## Lab Evolution cooker hood

In its most highly evolved expression, the H.7 channel includes the Lab Evolution cooker hood, an element that combines exceptional performance and a minimalist aesthetic. Its powerful and silent extraction keeps the environment pure, while the design harmonises with the work surface.



## ACCESSORISED CHANNELS elements

### Integrated mixer tap, soap dispenser and pull-out spray head

Elegance is expressed in the most functional details. The mixer tap, dispenser and pull-out spray head directly integrated in the accessorised channel create a harmonious composition that eliminates any need for other bore holes between the square bowl and the channel. Every element is designed to be exactly where it needs to be: the water controls are within reach, perfectly balancing form and function. In this manner, the work surface expresses its purest essence.



## ACCESSORISED CHANNELS modular elements

### AISI 304 stainless steel container trays with cover

Everything here is in its place, in a constant dialogue between beauty and functionality. The container trays are available in stainless steel and black matt, making the accessorised channel a dynamic system that meets your every need.



### AISI 304 stainless steel container trays with base

The container trays with base can be used for utensils, as handy drainers or to house small herb gardens.



### AISI 304 stainless steel knife holder container tray

As a knife holder, the container tray keeps your precious blades safe and ready to use.





## ACCESSORISED CHANNELS modular elements

### AISI 304 stainless steel rotating power socket holder

Available in both steel finishes, the rotating socket holder contains two Schuko sockets and a USB socket for swift connection of electrical appliances on the worktop.



### AISI 304 stainless steel colander

Available in both finishes, the AISI 304 stainless steel colander lends itself well to accommodating different types of objects. Thanks to the holes in the lower part of the item, liquids running off the dishes do not collect and become stagnant but drain straight into the bowl below.



### AISI 304 stainless steel bottle holder

Available in both steel finishes, the bottle holder is a closed container tray that can accommodate either bottles or different types of utensils, replacing the traditional counter utensil holder.



### AISI 304 stainless steel shelf / small glass drainer

Available in both steel finishes, it is an excellent multipurpose support surface and has holes in the lower part to allow liquids to drain straight into the bowl below.



## ACCESSORISED CHANNELS modular elements

### AISI 304 stainless steel scales

Not just a set of scales, but a fully fledged technological control centre for the worktop. In addition to weighing, with the option to set different units of measurement, tare and total functions, and a weight range from 0 to 20 kg, the scales can be connected to Barazza cooker hoods, becoming remote controls for them, and can replace the switch on any of the kitchen's light points, integrating the functions of switching them on and off. The functionality of the product is completed with two different systems for setting times, which can operate simultaneously: the first is a conventional timer, the second a multi-timer that can set more than one time at once. The scales are available in both steel finishes, and can be set up in 5 languages (Italian, English, Spanish, German and French).



### AISI 304 stainless steel Bluetooth speaker

Available in both steel finishes, the speaker can connect via Bluetooth to any smartphone and transmit high quality audio, music or other sound signals. Up to two speakers can be connected to a single smartphone at the same time.



### AISI 304 stainless steel induction charger



Available in both steel finishes, this module makes use of electromagnetic induction technology for wireless recharging of your smartphone. Just rest your phone on the central circle to start up the charging process, which has comparable charging times to those of traditional plug-in chargers. (Compatible with smartphones set up for wireless recharging)

### AISI 304 stainless steel ice bucket and bottle holder

The pleasure of entertaining is also expressed in the most refined details. The ice bucket and bottle holder container tray turns the accessorised channel into an elegant corner for good times with friends. Made of stainless steel or matt black with the same care as the channels, this special container tray offers a dedicated space to store ice or to keep wine at just the right temperature. Everyday functionality and entertaining pleasure, always in perfect harmony with the work surface.



### Freedom of composition

You can choose and arrange elements as you please, to make up the channel to best suit your needs. The only thing to be careful about is to not position electrical elements in areas in direct contact with water.



## ACCESSORISED CHANNELS modular elements

### AISI 304 stainless steel shelf / large glass drainer

Available in both steel finishes, it is an excellent multipurpose support surface and has holes in the lower part to allow liquids to drain straight into the bowl below.



### AISI 304 stainless steel support for tablet and smartphone in black

The support for tablet or smartphone, made of AISI 304 stainless steel with a black finish, completes the functionality of the shelves / glass drainer and knife holder, permitting easy placement of your device.



### AISI 304 stainless steel chopping board holder with Fenix chopping boards

Available in both steel finishes and complete with three Fenix chopping boards, the chopping board holder lets you always have solid cutting surfaces within reach. Once used, these can easily be replaced to free up space on the worktop.



### Fenix knife holder

The knife holder, made of Fenix, can accommodate up to 12 knives, each of which can quickly and easily be placed in one of the slots in the surface. (The knives shown in the pictures are not included.)



### AISI 304 stainless steel draining rack



The AISI 304 stainless steel draining rack can easily and tidily accommodate up to 3 plates or soup bowls. Thanks to the holes in the lower part of the item, liquids running off the dishes do not collect and become stagnant but drain straight into the bowl below.

### Black AISI 304 stainless steel and Fenix draining rack with pegs



This minimalist and elegant element provides tidy and convenient accommodation up to 3 plates or soup bowls. Thanks to the holes in the lower part of the item, liquids running off the dishes do not collect and become stagnant but drain straight into the bowl below. The draining rack's bowl is made of black AISI 304 stainless steel, the pegs' support base of Fenix and the pegs themselves of AISI 304 stainless steel in the standard finish.



# ACCESSORISED CHANNELS

Satin finish stainless steel

Matt black stainless steel


**H.7**  
built-in and  
flush

90 cm - 3 modules



p.316

90 cm - 3 modules



p.319

120 cm - 4 modules



p.316

120 cm - 4 modules



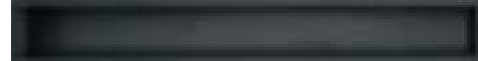
p.319

150 cm - 5 modules



p.316

150 cm - 5 modules




p.319

180 cm - 6 modules



p.318

180 cm - 6 modules



p.320


**H.7**  
for Lab Evolution  
hood built-in  
and flush

180 cm - hood module + 3 modules



p.323


180 cm - hood module + 3 modules



p.323

**H.20**  
built-in and  
flush

90 cm - 3 modules



p.328

90 cm - 3 modules



p.330

120 cm - 4 modules



p.328

120 cm - 4 modules



p.330

150 cm - 5 modules



p.328

150 cm - 5 modules



p.330

**H.20**  
built in

180 cm - 6 modules



p.328

# MODULAR ELEMENTS

<p>1/2 module</p>	
<p>1 module</p>	
<p>1 1/2 modules</p>	
<p>3 modules</p>	
<p>1/2 module</p>	
<p>1 module</p>	
<p>1 1/2 modules</p>	

## ACCESSORISED CHANNELS H.7 flat edge built-in and flush

### 90 cm built-in and flush channel h.7



### 120 cm built-in and flush channel h.7

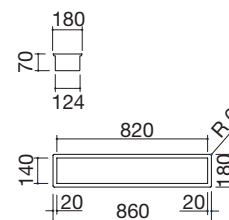


### 150 cm built-in and flush channel h.7



FEB FT NEW

- extra-thick AISI 304 stainless steel
- designed to accommodate 3 modules
- base unit: 90
- 84x16 cm cut out flush-top: see website

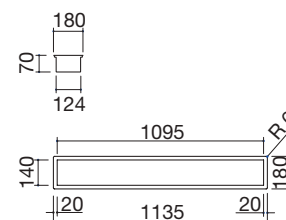


SATIN STAINLESS STEEL

code 1CI97

FEB FT NEW

- extra-thick AISI 304 stainless steel
- designed to accommodate 4 modules
- base unit: 120
- 111.5x16 cm cut out flush-top: see website

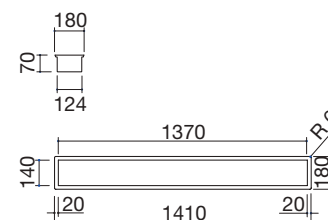


SATIN STAINLESS STEEL

code 1CI127

FEB FT NEW

- extra-thick AISI 304 stainless steel
- designed to accommodate 5 modules
- base unit: 150
- 139x16 cm cut out flush-top: see website



SATIN STAINLESS STEEL

code 1CI157





ACCESSORISED  
CHANNELS

# ACCESSORISED CHANNELS H.7


## flat edge built-in and flush

180 cm built-in and flush channel h.7



FEB FT NEW

- extra-thick AISI 304 stainless steel
- designed to accommodate 6 modules
- included: movable shelf 10x13.8 cm
- 176x16 cm cut out flush-top: see website



SATIN STAINLESS STEEL

code 1C1187

**Standard equipment:** fixing clips, cardboard packaging.






# ACCESSORISED CHANNELS H.7

## flat edge built-in and flush

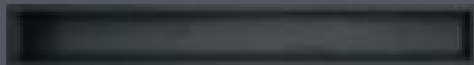
### 90 cm built-in and flush channel h.7



### 120 cm built-in and flush channel h.7

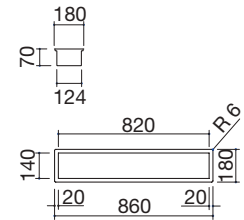


### 150 cm built-in and flush channel h.7



FEB FT NEW

- extra-thick AISI 304 stainless steel
- designed to accommodate 3 modules
- base unit: 90
- 84x16 cm cut out
- flush-top: see website



MATT BLACK STAINLESS STEEL

code 1CI97N

FEB FT NEW

- extra-thick AISI 304 stainless steel
- designed to accommodate 4 modules
- base unit: 120
- 111.5x16 cm cut out
- flush-top: see website

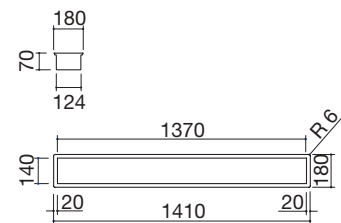


MATT BLACK STAINLESS STEEL

code 1CI127N

FEB FT NEW

- extra-thick AISI 304 stainless steel
- designed to accommodate 5 modules
- base unit: 150
- 139x16 cm cut out
- flush-top: see website



MATT BLACK STAINLESS STEEL


code 1CI157N



ACCESSORISED CHANNELS


## ACCESSORISED CHANNELS H.7 flat edge built-in and flush

180 cm built-in and flush channel h.7



FEB FT NEW

- extra-thick AISI 304 stainless steel
- designed to accommodate 6 modules
- included: movable shelf 10x13.8 cm
- 176x16 cm cut out flush-top: see website




MATT BLACK STAINLESS STEEL

code 1C187N

**Standard equipment:** fixing clips, cardboard packaging.







ACCESSORISED  
CHANNELS




# ACCESSORISED CHANNELS H.7 FOR LAB EVOLUTION COOKER HOOD

## flat edge built-in and flush

**180 cm built-in and flush channel h.7**  
for Lab Evolution cooker hood



**Lab Evolution downdraft cooker hood**  
for channel

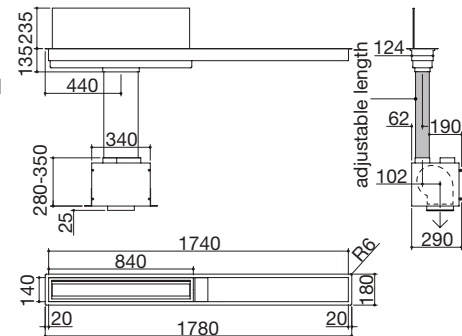


**Remote control included**



**FEB FT NEW**

- extra-thick AISI 304 stainless steel
- designed to accommodate 3 modules plus a cooker hood module to the left or right
- included: movable shelf 7.5x13.8 cm
- 176x16 cm cut out flush-top: see website
- the channel is reversible



**SATIN STAINLESS STEEL**

code **1CKI187**

**MATT BLACK STAINLESS STEEL**

code **1CKI187N**

**Standard equipment:** fixing clips, cardboard packaging.

**NEW**

**Accessories: 41**

- matt black AISI 304 stainless steel
- fixed deflector glass
- optional filter extraction
- speeds: 3+1
- pressure: 334 Pa
- air flow: 800 m³/h
- noise level: 41 - 66 Lw (dBA)
- extractor outlet: ø150 mm + rectangular pipe connector 220x90 mm
- filters: stainless steel
- alarm function for filter cleaning
- remote control included
- energy rating C
- set up for remote control from Barazza scales
- compatible with induction hobs with zones in line
- compatible with Barazza gas hobs codes 1PLE2D and 1PLB2T
- maximum absorbed power: 0.275 kW

**MATT BLACK STAINLESS STEEL/GREY GLASS**

code **1CKLE97**

**Accessories:**

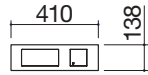


**41**

code **1FC1**

# ACCESSORISED CHANNELS H.7 modular elements

## Stainless steel scales

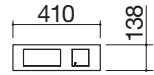


- 1½ modules
- extra-thick AISI 304 stainless steel
- weight range: 0-20 kg
- unit: g, kg, lb, oz
- accuracy: ± 1g
- functions: tare, total, minute minder, multi-timer
- remote control for Barazza cooker hoods
- kitchen light switch 5 A 250 V
- automatic switch-off
- 100-240 V power supply
- maximum absorption 0.2 A

SATIN STAINLESS STEEL

code 1CBL

## Black stainless steel scales



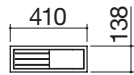
- 1½ modules
- extra-thick AISI 304 stainless steel
- weight range: 0-20 kg
- unit: g, kg, lb, oz
- accuracy: ± 1g
- functions: tare, total, minute minder, multi-timer
- remote control for Barazza cooker hoods
- kitchen light switch 5 A 250 V
- automatic switch-off
- 100-240 V power supply
- maximum absorption 0.2 A

MATT BLACK STAINLESS STEEL

code 1CBLN

## Stainless steel container tray with Fenix knife holder

NEW



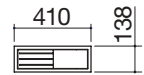
- 1½ modules
- extra-thick AISI 304 stainless steel
- Black Fenix
- designed for 3 knives

SATIN FINISH STAINLESS STEEL/FENIX

code 1CVP

## Black stainless steel container tray with Fenix knife holder

NEW



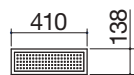
- 1½ modules
- extra-thick AISI 304 stainless steel
- Black Fenix
- designed for 3 knives

MATT BLACK STAINLESS STEEL/FENIX

code 1CVPN

## Stainless steel container tray with base

NEW



- 1½ modules
- extra-thick AISI 304 stainless steel

SATIN STAINLESS STEEL

code 1CVFG

## Black stainless steel container tray with base

NEW

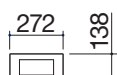


- 1½ modules
- extra-thick AISI 304 stainless steel

MATT BLACK STAINLESS STEEL

code 1CVFGN

## Stainless steel rotating socket holder

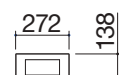


- 1 module
- extra-thick AISI 304 stainless steel cover with 180° rotating system
- 2 Schuko sockets
- 1 USB socket to power electronic devices

SATIN STAINLESS STEEL

code 1CPP

## Black stainless steel rotating socket holder



- 1 module
- extra-thick AISI 304 stainless steel cover with 180° rotating system
- 2 Schuko sockets
- 1 USB socket to power electronic devices

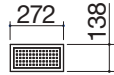
MATT BLACK STAINLESS STEEL

code 1CPPN

# ACCESSORISED CHANNELS H.7 modular elements

## Stainless steel container tray with base

NEW



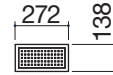
- 1 module
- extra-thick AISI 304 stainless steel

SATIN STAINLESS STEEL

code 1CVF

## Black stainless steel container tray with base

NEW



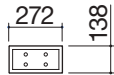
- 1 module
- extra-thick AISI 304 stainless steel

MATT BLACK STAINLESS STEEL

code 1CVFN

## Stainless steel container tray with Fenix draining rack with pegs

NEW



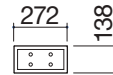
- 1 module
- extra-thick AISI 304 stainless steel
- designed for 3 plates or soup bowls

SATIN FINISH STAINLESS STEEL/FENIX

code 1CSPF

## Black stainless steel container tray with Fenix draining rack with pegs

NEW



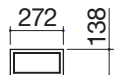
- 1 module
- extra-thick AISI 304 stainless steel
- designed for 3 plates or soup bowls

MATT BLACK STAINLESS STEEL/FENIX

code 1CSPFN

## Stainless steel container tray with cover

NEW



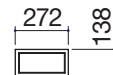
- 1 module
- extra-thick AISI 304 stainless steel cover with push-pull opening mechanism

SATIN STAINLESS STEEL

code 1CVCC

## Black stainless steel container tray with cover

NEW



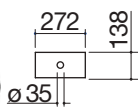
- 1 module
- extra-thick AISI 304 stainless steel cover with push-pull opening mechanism

MATT BLACK STAINLESS STEEL

code 1CVCCN

## Stainless steel support for mixer tap/dispenser/pull-out spray head

NEW



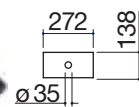
- 1 module
- extra-thick AISI 304 stainless steel
- fixing for mixer tap/dispenser/spray
- installation: see website

SATIN STAINLESS STEEL

code 1CSR7

## Black stainless steel support for mixer tap/dispenser/pull-out spray head

NEW



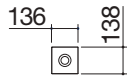
- 1 module
- extra-thick AISI 304 stainless steel
- fixing for mixer tap/dispenser/spray
- installation: see website

MATT BLACK STAINLESS STEEL

code 1CSR7N

# ACCESSORISED CHANNELS H.7 modular elements

## Stainless steel induction charger

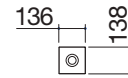


- ½ module
- extra-thick AISI 304 stainless steel
- functions: supports fast charging, high efficiency charging (79%), LED warning light, selective device detection, safety switch-off
- input: 110-240 V ac, 50/60 Hz
- output: 5 V / 9 V - 1.1 A
- max. power: 10 W

SATIN STAINLESS STEEL

code **1CCB**

## Black stainless steel induction charger

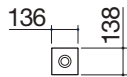


- ½ module
- extra-thick AISI 304 stainless steel
- functions: supports fast charging, high efficiency charging (79%), LED warning light, selective device detection, safety switch-off
- input: 110-240 V ac, 50/60 Hz
- output: 5 V / 9 V - 1.1 A
- max. power: 10 W

MATT BLACK STAINLESS STEEL

code **1CCBN**

## Stainless steel Bluetooth speaker

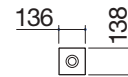


- ½ module
- extra-thick AISI 304 stainless steel
- functions: Bluetooth 5.0, 5-band digital hardware equaliser
- Bluetooth field: 10 m
- input: 110-240 V ac, 50/60 Hz
- max. power: 3 W

SATIN STAINLESS STEEL

code **1CCA**

## Black stainless steel Bluetooth speaker



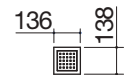
- ½ module
- extra-thick AISI 304 stainless steel
- functions: Bluetooth 5.0, 5-band digital hardware equaliser
- Bluetooth field: 10 m
- input: 110-240 V ac, 50/60 Hz
- max. power: 3 W

MATT BLACK STAINLESS STEEL

code **1CCAN**

## Stainless steel container tray with base

**NEW**



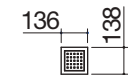
- ½ module
- extra-thick AISI 304 stainless steel

SATIN STAINLESS STEEL

code **1CVFP**

## Black stainless steel container tray with base

**NEW**



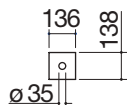
- ½ module
- extra-thick AISI 304 stainless steel

MATT BLACK STAINLESS STEEL

code **1CVFPN**

## Stainless steel support for mixer tap/dispenser/ pull-out spray head

**NEW**



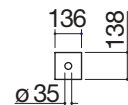
- ½ module
- extra-thick AISI 304 stainless steel
- fixing for mixer tap/dispenser/spray
- installation: see website

SATIN STAINLESS STEEL

code **1CSRP7**

## Black stainless steel support for mixer tap/dispenser/ pull-out spray head

**NEW**



- ½ module
- extra-thick AISI 304 stainless steel
- fixing for mixer tap/dispenser/spray
- installation: see website

MATT BLACK STAINLESS STEEL

code **CSRP7N**



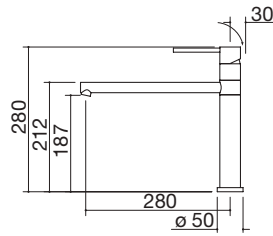
# ACCESSORISED CHANNELS H.7 modular elements

## Max Steel mixer tap

NEW



- ceramic disc cartridge
- mixer tap rotation: 360°
- mixer tap base:  $\varnothing$  50 mm
- mixer tap hole:  $\varnothing$  35 mm



SATIN STAINLESS STEEL FINISH

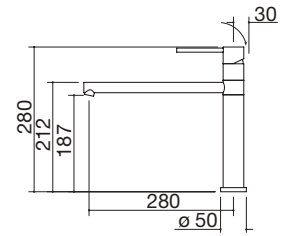
code  
1RUBMXS

## Max Black mixer tap

NEW



- ceramic disc cartridge
- mixer tap rotation: 360°
- mixer tap base:  $\varnothing$  50 mm
- mixer tap hole:  $\varnothing$  35 mm



BLACK

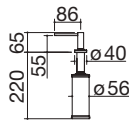
code  
1RUBMXK

## Smart Steel dispenser

NEW



- AISI 304 st. steel
- dispenser with liquid soap/detergent holder, filled from the top, with a capacity of 250 ml
- container tray dimensions:  $\varnothing$  56x150 h mm
- dispenser base:  $\varnothing$  40 mm
- dispenser hole:  $\varnothing$  35 mm



SATIN STAINLESS STEEL

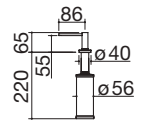
code 1DSS

## Smart Black dispenser

NEW



- dispenser with liquid soap/detergent holder, filled from the top, with a capacity of 250 ml
- container tray dimensions:  $\varnothing$  56x150 h mm
- dispenser base:  $\varnothing$  40 mm
- dispenser hole:  $\varnothing$  35 mm



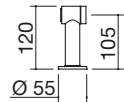
BLACK

code 1DSK

## Pull-out spray head



- pull-out spray head
- compatible with: standard mixer tap, remote control mixer tap, independently powered
- spray head base:  $\varnothing$  55 mm
- spray head hole:  $\varnothing$  35 mm



SATIN STAINLESS STEEL FINISH

code 1DCE



# ACCESSORISED CHANNELS H.20

## flat edge built-in and flush

### 90 cm built-in and flush channel h.20



### 120 cm built-in and flush channel h.20



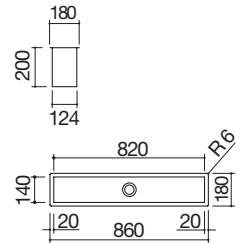
### 150 cm built-in and flush channel h.20



### 180 cm built-in channel



- extra-thick AISI 304 stainless steel
- bowl with 2" drain
- designed to accommodate 3 modules
- 3 cable outlet holes
- base unit: 90
- 84x16 cm cut out
- flush-top: see website

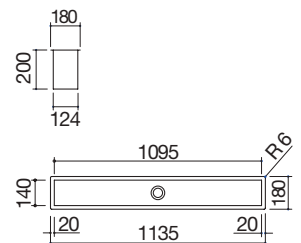


#### SATIN STAINLESS STEEL

code 1CI90



- extra-thick AISI 304 stainless steel
- bowl with 2" drain
- designed to accommodate 4 modules
- 3 cable outlet holes
- base unit: 120
- 111.5x16 cm cut out
- flush-top: see website

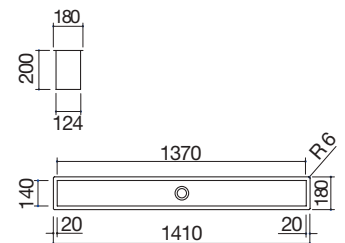


#### SATIN STAINLESS STEEL

code 1CI120



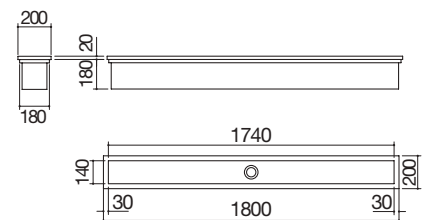
- extra-thick AISI 304 stainless steel
- bowl with 2" drain
- designed to accommodate 5 modules
- 3 cable outlet holes
- base unit: 150
- 139x16 cm cut out
- flush-top: see website



#### SATIN STAINLESS STEEL

code 1CI150

- extra-thick AISI 304 stainless steel
- bowl with 2" drain
- designed to accommodate 6 modules
- 5 cable outlet holes
- brackets for attaching to wall
- included: movable shelf 10x13.8 cm
- 178x18 cm cut out
- 178x19 cm wall



#### SATIN STAINLESS STEEL

code 1CIA180

**Standard equipment:** fixing clips, cardboard packaging.




ACCESSORISED CHANNELS

# ACCESSORISED CHANNELS H.20

## flat edge built-in and flush

### 90 cm built-in and flush channel h.20



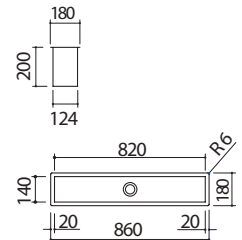
### 120 cm built-in and flush channel h.20



### 150 cm built-in and flush channel h.20



- extra-thick AISI 304 stainless steel
- bowl with 2" drain
- designed to accommodate 3 modules
- 3 cable outlet holes
- base unit: 90
- 84x16 cm cut out flush-top: see website

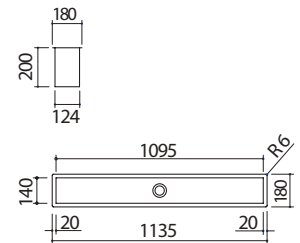


**MATT BLACK STAINLESS STEEL**

code **1CI90N**



- extra-thick AISI 304 stainless steel
- bowl with 2" drain
- designed to accommodate 4 modules
- 3 cable outlet holes
- base unit: 120
- 111.5x16 cm cut out flush-top: see website

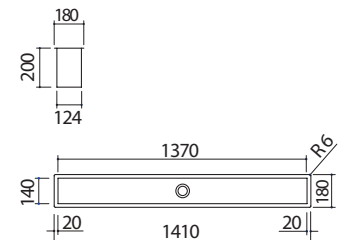


**MATT BLACK STAINLESS STEEL**

code **1CI120N**



- extra-thick AISI 304 stainless steel
- bowl with 2" drain
- designed to accommodate 5 modules
- 3 cable outlet holes
- base unit: 150
- 139x16 cm cut out flush-top: see website



**MATT BLACK STAINLESS STEEL**

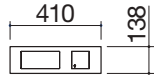
code **1CI150N**

**Standard equipment:** fixing clips, cardboard packaging.



# ACCESSORISED CHANNELS H.20 modular elements

## Stainless steel scales

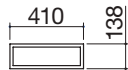


- 1½ modules
- extra-thick AISI 304 stainless steel
- weight range: 0-20 kg
- unit: g, kg, lb, oz
- accuracy: ± 1g
- functions: tare, total, minute minder, multi-timer
- remote control for Barazza cooker hoods
- kitchen light switch 5 A 250 V
- automatic switch-off
- 100-240 V power supply
- maximum absorption 0.2 A

SATIN STAINLESS STEEL

code 1CBL

## Stainless steel ice bucket and bottle holder container tray NEW

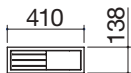


- 1½ modules
- extra-thick AISI 304 stainless steel

SATIN STAINLESS STEEL

code 1CVBG2

## Stainless steel container tray with Fenix knife holder NEW

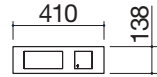


- 1½ modules
- extra-thick AISI 304 stainless steel
- Black Fenix
- designed for 3 knives

SATIN FINISH STAINLESS STEEL/FENIX

code 1CVP

## Black stainless steel scales

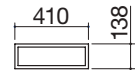


- 1½ modules
- extra-thick AISI 304 stainless steel
- weight range: 0-20 kg
- unit: g, kg, lb, oz
- accuracy: ± 1g
- functions: tare, total, minute minder, multi-timer
- remote control for Barazza cooker hoods
- kitchen light switch 5 A 250 V
- automatic switch-off
- 100-240 V power supply
- maximum absorption 0.2 A

MATT BLACK STAINLESS STEEL

code 1CBLN

## Black stainless steel ice bucket and bottle holder container tray NEW

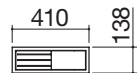


- 1½ modules
- extra-thick AISI 304 stainless steel

MATT BLACK STAINLESS STEEL

code 1CVBG2N

## Black stainless steel container tray with Fenix knife holder NEW



- 1½ modules
- extra-thick AISI 304 stainless steel
- Black Fenix
- designed for 3 knives

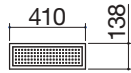
MATT BLACK STAINLESS STEEL/FENIX

code 1CVPN

# ACCESSORISED CHANNELS H.20 modular elements

## Stainless steel container tray with base

NEW



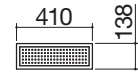
- 1½ modules
- extra-thick AISI 304 stainless steel

SATIN STAINLESS STEEL

code 1CVFG

## Black stainless steel container tray with base

NEW

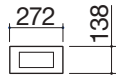


- 1½ modules
- extra-thick AISI 304 stainless steel

MATT BLACK STAINLESS STEEL

code 1CVFGN

## Stainless steel rotating socket holder

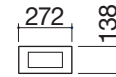


- 1 module
- extra-thick AISI 304 stainless steel cover with 180° rotating system
- 2 Schuko sockets
- 1 USB socket to power electronic devices

SATIN STAINLESS STEEL

code 1CPP

## Black stainless steel rotating socket holder

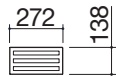


- 1 module
- extra-thick AISI 304 stainless steel cover with 180° rotating system
- 2 Schuko sockets
- 1 USB socket to power electronic devices

MATT BLACK STAINLESS STEEL

code 1CPPN

## Stainless steel chopping board holder with Fenix chopping boards

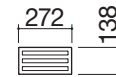


- 1 module
- extra-thick AISI 304 stainless steel
- 3 black Fenix chopping boards

SATIN STAINLESS STEEL / FENIX CHOPPING  
BOARDS

code 1CPT

## Black stainless steel chopping board holder with Fenix chopping boards

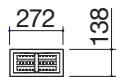


- 1 module
- extra-thick AISI 304 stainless steel
- 3 black Fenix chopping boards

MATT BLACK STAINLESS STEEL/ FENIX  
CHOPPING BOARDS

code 1CPTN

## Stainless steel draining rack

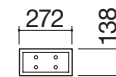


- 1 module
- extra-thick AISI 304 stainless steel
- designed for 3 plates or soup bowls

SATIN STAINLESS STEEL

code 1CSP

## Black stainless steel and Fenix draining rack with pegs



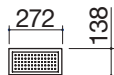
- 1 module
- extra-thick AISI 304 stainless steel
- designed for 3 plates or soup bowls

MATT BLACK STAINLESS STEEL/FENIX

code 1CSPN

# ACCESSORISED CHANNELS H.20 modular elements

## Stainless steel colander

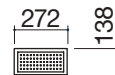


- 1 module
- extra-thick AISI 304 stainless steel

SATIN STAINLESS STEEL

code 1CVS

## Black stainless steel colander



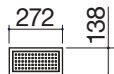
- 1 module
- extra-thick AISI 304 stainless steel

MATT BLACK STAINLESS STEEL

code 1CVSN

## Stainless steel container tray with base

NEW



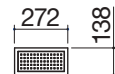
- 1 module
- extra-thick AISI 304 stainless steel

SATIN STAINLESS STEEL

code 1CVF

## Black stainless steel container tray with base

NEW



- 1 module
- extra-thick AISI 304 stainless steel

MATT BLACK STAINLESS STEEL

code 1CVFN

## Stainless steel shelf / glass drainer



- 1 module
- extra-thick AISI 304 stainless steel



SATIN STAINLESS STEEL

code 1CRG

## Black stainless steel shelf / glass drainer



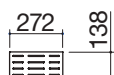
- 1 module
- extra-thick black AISI 304 stainless steel



MATT BLACK STAINLESS STEEL

code 1CRGN

## Fenix knife holder



- 1 module
- Black Fenix
- designed for 12 knives



FENIX

code 1CPC

## Black stainless steel support for tablet and smartphone



- extra-thick AISI 304 stainless steel
- compatible with codes 1CRG, 1CRGN, 1CPC, 1CRP, 1CRPN

MATT BLACK STAINLESS STEEL

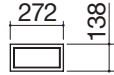
code 1CSTN



# ACCESSORISED CHANNELS H.20 modular elements

## Stainless steel container tray with cover

NEW



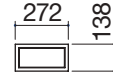
- 1 module
- extra-thick AISI 304 stainless steel cover with push-pull opening mechanism

SATIN STAINLESS STEEL

code 1CVCC

## Black stainless steel container tray with cover

NEW

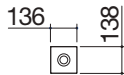


- 1 module
- extra-thick AISI 304 stainless steel cover with push-pull opening mechanism

MATT BLACK STAINLESS STEEL

code 1CVCCN

## Stainless steel induction charger

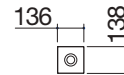


- ½ module
- extra-thick AISI 304 stainless steel
- functions: supports fast charging, high efficiency charging (79%), LED warning light, selective device detection, safety switch-off
- input: 110-240 V ac, 50/60 Hz
- output: 5 V / 9 V - 1.1 A
- max. power: 10 W

SATIN STAINLESS STEEL

code 1CCB

## Black stainless steel induction charger

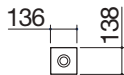


- ½ module
- extra-thick AISI 304 stainless steel
- functions: supports fast charging, high efficiency charging (79%), LED warning light, selective device detection, safety switch-off
- input: 110-240 V ac, 50/60 Hz
- output: 5 V / 9 V - 1.1 A
- max. power: 10 W

MATT BLACK STAINLESS STEEL

code 1CCBN

## Stainless steel Bluetooth speaker

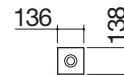


- ½ module
- extra-thick AISI 304 stainless steel
- functions: Bluetooth 5.0, 5-band digital hardware equaliser
- Bluetooth field: 10 m
- input: 110-240 V ac, 50/60 Hz
- max. power: 3 W

STAINLESS STEEL

code 1CCA

## Black stainless steel Bluetooth speaker

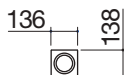


- ½ module
- extra-thick AISI 304 stainless steel
- functions: Bluetooth 5.0, 5-band digital hardware equaliser
- Bluetooth field: 10 m
- input: 110-240 V ac, 50/60 Hz
- max. power: 3 W

MATT BLACK STAINLESS STEEL

code 1CCAN

## Stainless steel bottle holder

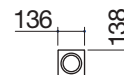


- ½ module
- extra-thick AISI 304 stainless steel
- designed for different utensils or bottle max. diameter 90 mm

SATIN STAINLESS STEEL

code 1CPB

## Black stainless steel bottle holder



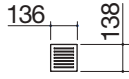
- ½ module
- extra-thick AISI 304 stainless steel
- designed for different utensils or bottle max. diameter 90 mm

MATT BLACK STAINLESS STEEL

code 1CPBN

# ACCESSORISED CHANNELS H.20 modular elements

## Stainless steel shelf / glass drainer



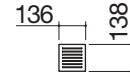
- ½ module
- extra-thick AISI 304 stainless steel



SATIN STAINLESS STEEL

code 1CRP

## Black stainless steel shelf / glass drainer



- ½ module
- extra-thick AISI 304 stainless steel

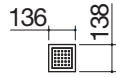


MATT BLACK STAINLESS STEEL

code 1CRPN

## Stainless steel container tray with base

NEW



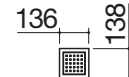
- ½ module
- extra-thick AISI 304 stainless steel

SATIN STAINLESS STEEL

code 1CVFP

## Black stainless steel container tray with base

NEW



- ½ module
- extra-thick AISI 304 stainless steel


MATT BLACK STAINLESS STEEL

code 1CVFPN

## ACCESSORISED CHANNELS H.7

### EXAMPLES OF COMPOSITION

Matt black stainless steel and satin stainless steel



90 cm built-in and flush accessorised channel with 2 x 1-module elements and 2 x 1/2-module elements




150 cm built-in and flush accessorised channel with 3 x 1-module elements and 4 x 1/2-module elements



180 cm built-in and flush accessorised channel with 1 x 1 1/2-module element, 1 x 1-module element, 1 x 1/2-module element, Lab Evolution cooker hood with 3 modules and movable shelf



120 cm built-in and flush accessorised channel with 3 x 1-module elements and 2 x 1/2-module elements



180 cm built-in and flush accessorised channel with 1 x 1 1/2-module element, 3 x 1-module elements, 3 x 1/2-module elements and movable shelf



180 cm built-in and flush accessorised channel with 1 x 1 1/2-module element, 1 x 1-module element, 1 x 1/2-module element, Lab Evolution cooker hood with 3 modules and mobile tray



180 cm built-in and flush accessorised channel with 2 x 1-module elements, 2 x 1/2-module elements, Lab Evolution cooker hood with 3 modules and movable shelf

## ACCESSORISED CHANNELS H.20

### EXAMPLES OF COMPOSITION


Matt black stainless steel and satin stainless steel



90 cm built-in and flush accessorised channel with 2 x 1-module elements and 2 x 1/2-module elements



120 cm built-in and flush accessorised channel with 1 x 1 1/2-module elements, 2 x 1-module element and 1 x 1/2-module element




120 cm built-in and flush accessorised channel with 2 x 1-module elements and 4 x 1/2-module elements



150 cm built-in and flush accessorised channel with 1 x 1 1/2-module elements, 3 x 1-module element and 1 x 1/2-module element



150 cm built-in and flush accessorised channel with 2 x 1 1/2-module elements, 2 x 1-module elements



180 cm accessorised channel for insertion with 4 x 1-module elements and 4 x 1/2-module elements and movable shelf



# OUTDOOR COLLECTION

A desire for freedom pervades the spirit of Barazza's Outdoor collection. The beauty of the design becomes a tool to give life to functionalities never experienced before. This gives rise to a collection designed to intensify that feeling of freedom that fills each of us and that becomes concrete in infinite possibilities for managing our time in new spaces. Previously unknown horizons of sun, sea and greenery frame our most exciting moments, to be experienced without any cares thanks to the robustness of AISI 316 stainless steel, a material that's particularly beautiful to look at and extremely resistant to atmospheric agents.

## **FREESTANDING THALAS HOBS**

page 344



## **BUILT-IN THALAS HOBS**

page 348



## **SINKS AND SQUARE BOWLS 316**

page 352



## **TAPS**

page 360







# THALAS HOBS FREESTANDING AND BUILT-IN icon key

## Double ring 4.7 kW



High power translates into a high-performance burner. For greater cooking control, there are two knobs to control the 0.8 kW internal flame and the 3.9 kW external flame. Also suitable for cooking with a wok.

## Induction



Heat is only generated on the bottom of the pan with an induction hob, and is transmitted directly to the food being cooked. At 90% efficiency, cooking times are much shorter. The surface of the hob remains cool for greater safety during use and to make cleaning easier.

## Teppanyaki



AISI 304 stainless steel electric hotplate measuring 6 mm thick for cooking meat, fish and vegetables without adding condiments. It is divided into two cooking zones that can be used individually or together, without mixing the flavours of the different dishes. It has a thermostat and is easy to clean. Use a small amount of sparkling water with washing-up liquid and a steel spatula to clean.

## Chef double ring 3.5 kW



Thalas two-ring gas hobs have a 3.5 kW Chef double ring which guarantees professional results thanks to two rings of flames that perfectly distribute heat underneath the cooking equipment. The flame is angled towards the centre of the burner, speeding up the cooking process.

## Barbecue



This electric barbecue made with lava rock absorbs fat and stops smoke from forming. The heating element is located under the grill to avoid contact with cooking liquids which could otherwise generate smoke. The quality of the cooking is just the same as with a traditional barbecue.

## Multi-purpose cover



Thalas's multi-purpose cover is a tray to carry dishes to the table, a protective surface for the hobs, and finally a cover, which gives the whole unit a cleaner shape. The solid primitive oak wood chopping board is a very useful accessory and completes its functionality.





# FREESTANDING THALAS

The Outdoor collection offers a full range of freestanding Thalys hobs, easy to transport and position, that specialise in different cooking and food preparation techniques.

The particular chemical composition of the AISI 316 stainless steel of the hobs makes them even more resistant to corrosion caused by salt, rendering them ideal to use in any scenario. The practical multi-purpose cover completes the set.



# THALAS HOBS FREESTANDING

## 40 cm freestanding Thalass hob double ring 4.7 kW



## 40 cm freestanding Thalass hob 1 gas burner + Chef double ring



## 40 cm freestanding Thalass hob 2 induction zones

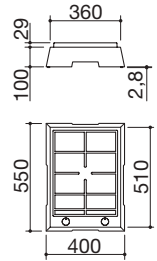


Accessories: 35

- extra-thick AISI 316 stainless steel
- cast iron pan support
- burner with dual control
- equipment: electronic activation with battery
- predisposition for LPG supply
- waterproof cover

### Burner power:

- 1 double ring: 4.7 kW
- (central 0.8 kW and ring 3.9 kW)



SATIN AISI 316 STAINLESS STEEL

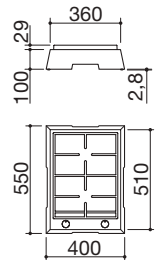
code 1PTF1



- extra-thick AISI 316 stainless steel
- cast iron pan support
- equipment: electronic activation with battery
- predisposition for LPG supply
- waterproof cover

### Burner power:

- 1 semi-rapid: 1.75 kW
- 1 Chef double ring: 3.5 kW



SATIN AISI 316 STAINLESS STEEL

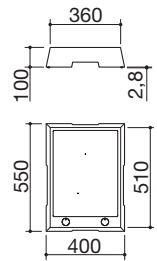
code 1PTF2



- extra-thick AISI 316 stainless steel
- functions: power management, Booster, selective pan detection, automatic preheating, keep warm
- safety devices: electronic child-safety lock, residual heat indicator, safety switch-off
- minimum pan diameter:  $\varnothing$  90 mm
- adjustable power levels: 1.6 – 2.0 – 2.4 – 2.8 – 3.2 – 3.7 kW
- maximum absorbed power: 3.7 kW
- equipment: Schuko mains plug
- waterproof cover
- Thalass 1TTH chopping board

### Induction zone power:

- 1 zone  $\varnothing$  200 mm: 2.3-3 kW (\*)
- 1 zone  $\varnothing$  160 mm: 1.4-2.1 kW (\*)
- (\*) with Booster function



BLACK GLASS CERAMIC/SATIN FINISH AISI 316  
STAINLESS STEEL

code 1PTFD



# THALAS HOBS FREESTANDING

## 40 cm freestanding Thalass hob teppanyaki



## 40 cm freestanding Thalass hob barbecue

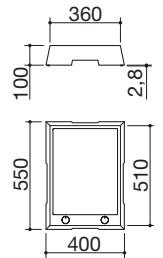


## Thalass multi-purpose cover waterproof cover / serving tray



**FST** NEW

- extra-thick AISI 316 stainless steel
- AISI 304 stainless steel single hotplate, 6 mm thick
- thermostat
- 2 cooking zones
- electronic temperature control from 50 °C to 270 °C
- hotplate activation indicator and thermostat
- maximum absorbed power: 1 kW
- equipment: Schuko mains plug
- waterproof cover
- Thalass 1TTH chopping board

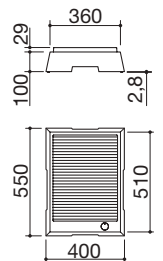


**SATIN AISI 316 STAINLESS STEEL**

code **1PTFTK1**

**FST**

- extra-thick AISI 316 stainless steel
- barbecue with electric element
- cast iron grid
- lava stone to absorb cooking liquids
- AISI 304 stainless steel removable tray
- settings 0 to 9
- heating element activation indicator
- maximum absorbed power: 1.75 kW
- equipment: Schuko mains plug
- waterproof cover

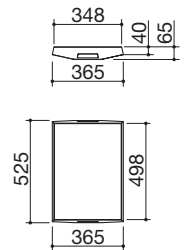


**SATIN AISI 316 STAINLESS STEEL**

code **1PTFBQ**

### Accessories: **73**

- extra-thick AISI 316 stainless steel
- dual function: cover and serving tray
- compatible with all freestanding and built-in Thalass hobs
- compatible with waterproof cover



**SATIN AISI 316 STAINLESS STEEL**


code **1C306**

### Accessories:



**35**

code **1RWJ**



**73**

code **1TTH**



# BUILT-IN THALAS

The Thalys built-in hobs can be installed in any type of worktop, in stainless steel or in other types of materials.

A full range that specialises in different cooking and food preparation techniques.

The particular chemical composition of the AISI 316 stainless steel of the hobs makes them even more resistant to corrosion caused by salt, rendering them ideal to use in any environment.



# BUILT-IN THALAS HOBS

## 37 cm built-in Thalass hob double ring 4.7 kW



## 37 cm built-in Thalass hob 1 gas burner + Chef double ring

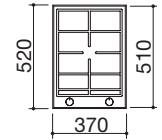
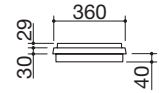


## 37 cm built-in Thalass hob 2 induction zones



Accessories: 35

- extra-thick AISI 316 stainless steel
- cast iron pan support
- burner with dual control
- equipment: electronic activation with battery, fixing clips, seal
- predisposition for LPG supply
- waterproof cover
- 34x49 cm cut out



### Burner power:

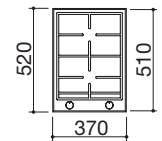
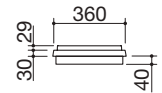
- 1 double ring: 4.7 kW
- (central 0.8 kW and ring 3.9 kW)

### SATIN AISI 316 STAINLESS STEEL

code 1PTI1



- extra-thick AISI 316 stainless steel
- cast iron pan support
- equipment: electronic activation with battery, fixing clips, seal
- predisposition for LPG supply
- waterproof cover
- 34x49 cm cut out



### Burner power:

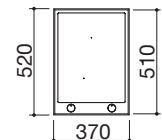
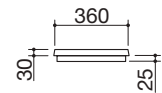
- 1 semi-rapid: 1.75 kW
- 1 Chef double ring: 3.5 kW

### SATIN AISI 316 STAINLESS STEEL

code 1PTI2



- extra-thick AISI 316 stainless steel
- functions: power management, Booster, selective pan detection, automatic preheating, keep warm
- safety devices: electronic child-safety lock, residual heat indicator, safety switch-off
- minimum pan diameter:  $\varnothing$  90 mm
- adjustable power levels: 1.6 – 2.0 – 2.4 – 2.8 – 3.2 – 3.7 kW
- maximum absorbed power: 3.7 kW
- equipment: Schuko mains plug, fixing clips, seal
- waterproof cover
- Thalass 1TTH chopping board
- 34x49 cm cut out



### Induction zone power:

- 1 zone  $\varnothing$  200 mm: 2.3-3 kW (\*)
- 1 zone  $\varnothing$  160 mm: 1.4-2.1 kW (\*)
- (\*) with Booster function

### BLACK GLASS CERAMIC/SATIN FINISH AISI 316 STAINLESS STEEL

code 1PTIID



# BUILT-IN THALAS HOBS

## 37 cm built-in Thalys hob teppanyaki



## 80 cm built-in Thalys hob teppanyaki



## 37 cm built-in Thalys hob barbecue

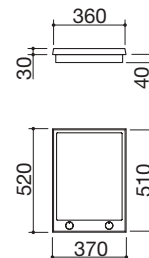


## 70 cm built-in Thalys hob barbecue



**TEB NEW**

- extra-thick AISI 316 stainless steel
- 6 mm AISI 304 stainless steel single hotplate
- thermostat
- 2 cooking zones
- electronic temperature control from 50 °C to 270 °C
- hotplate activation indicator and thermostat
- maximum absorbed power: 1 kW
- equipment: Schuko mains plug, fixing clips, seal
- waterproof cover
- Thalys 1TTH chopping board
- 34x49 cm cut out



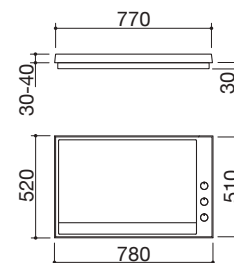
**SATIN AISI 316 STAINLESS STEEL**

code **1PTITK1**

**TEB NEW**

**Accessories: 81**

- extra-thick AISI 316 stainless steel
- 6 mm AISI 304 stainless steel single hotplate
- double thermostat
- 2 cooking zones
- electronic temperature control from 50 °C to 270 °C
- hotplate activation indicator and thermostat
- equipment: Schuko mains plug, removable liquid collection container, fixing clips, seal
- waterproof cover
- maximum absorbed power: 2 kW
- 76x49 cm cut out

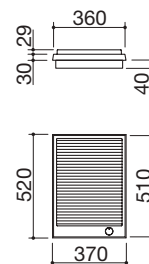


**SATIN AISI 316 STAINLESS STEEL**

code **1PTI8TK**

**TEB**

- extra-thick AISI 316 stainless steel
- barbecue with electric element
- cast iron grid
- lava stone to absorb cooking liquids
- AISI 304 stainless steel removable tray
- settings 0 to 9
- heating element activation indicator
- maximum absorbed power: 1.75 kW
- equipment: Schuko mains plug, fixing clips, seal
- waterproof cover
- 34x49 cm cut out

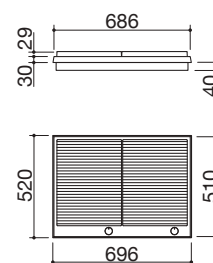


**SATIN AISI 316 STAINLESS STEEL**

code **1PTIBQ**

**TEB NEW**

- extra-thick AISI 316 stainless steel
- barbecue with electric element
- cast iron grids
- 2 cooking zones
- lava stone to absorb cooking liquids
- AISI 304 stainless steel removable trays
- settings 0 to 9
- heating element activation indicator
- equipment: Schuko mains plug, fixing clips, seal
- waterproof cover
- maximum absorbed power: 3.5 kW
- 66.5x49 cm cut out



**SATIN AISI 316 STAINLESS STEEL**

code **1PTI7BQ**



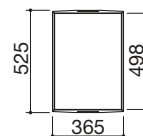
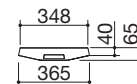
# BUILT-IN THALAS HOBS

**Thalas multi-purpose cover**  
waterproof cover / serving tray



- extra-thick AISI 316 stainless steel
- dual function: cover and serving tray
- compatible with all freestanding and built-in Thalas hobs
- compatible with waterproof cover

Accessories: **73**



**SATIN AISI 316 STAINLESS STEEL**

code **1C306**

Accessories:



**35**

code **1RWJ**



**73**

code **1TTH**



**81**

code **1PST**



# SINKS AND SQUARE BOWLS 316

The sinks and square bowls in the Outdoor collection come in different sizes and can be built in in different ways, but all share the same clean lines and the particular chemical composition of AISI 316 stainless steel that makes them even more resistant to corrosion caused by salt.



# LAB 316 SINKS WITH LOWERING

## flat edge built-in, flush and undermounted

57x51 cm Lab 316 built-in, flush and undermounted sink  
1 bowl with lowering



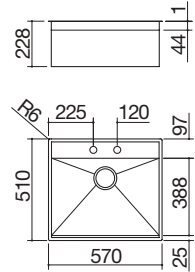
86x51 cm Lab 316 built-in, flush and undermounted sink  
1 bowl with lowering



FEB FT UM

Accessories: 6 19 71

- extra-thick AISI 316 stainless steel
- bowl with radius "0"
- 54x38.8x18.3 h bowl
- bowl with lowering for sliding of accessories
- equipment: 3½" basket strainer waste, stainless steel drain cover, Smart pop-up plug, B overflow
- tap hole: 2 standard holes
- base unit for bowls:
  - built-in and flush: 60
  - undermounted: 80
- 56x49 cm cut out  
flush-top and undermounted: see website



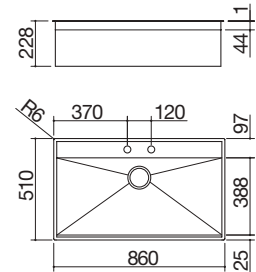
SATIN AISI 316 STAINLESS STEEL

code 1LLB616

FEB FT UM

Accessories: 6 19 67 71


- extra-thick AISI 316 stainless steel
- bowl with radius "0"
- 83x38.8x18.3 h bowl
- bowl with lowering for sliding of accessories
- equipment: 3½" basket strainer waste, stainless steel drain cover, Smart pop-up plug, B overflow
- tap hole: 2 standard holes
- base unit for bowls:
  - built-in and flush: 90
  - undermounted: 100
- 85x49 cm cut out  
flush-top and undermounted: see website



SATIN AISI 316 STAINLESS STEEL

code 1LLB916

Accessories:



6  
code 1TBF



19  
code 1VBF



67  
code 1GQN



71  
code 1GQRN

**Standard equipment:** fixing clips, space-saver trap with dishwasher connection, cardboard packaging.  
The mixer tap is not included.





# LAB COVER 316 SINKS

## flat-edge built-in and flush

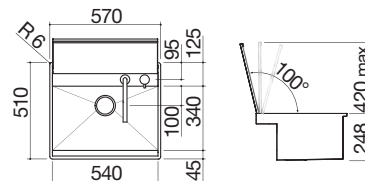
57x51 cm Lab Cover 316 built-in and flush sink  
1 bowl with cover + tap



FEB FT

Accessories: 71

- extra-thick AISI 316 stainless steel
- bowl with radius "0"
- 54x34x18.3 h bowl
- balanced, removable, AISI 316 stainless steel cover with manual opening
- equipment: 3½" basket strainer waste, B overflow, Thalys Telescopic mixer tap with remote control 1RUBTH
- tap hole: 2 standard holes
- base unit for bowls: 60
- 56x49 cm cut out
- flush-top: see website



SATIN AISI 316 STAINLESS STEEL

code 1LLB606

### Accessories:



71

code 1GQRN

**Standard equipment:** fixing clips, space-saver trap with dishwasher connection, cardboard packaging.





# SQUARE BOWLS R.“12” 316

## flat edge built-in, flush and undermounted

**40x40 cm Square Bowl R. “12” 316**  
built-in, flush and undermounted



**50x40 cm Square Bowl R. “12” 316**  
built-in, flush and undermounted



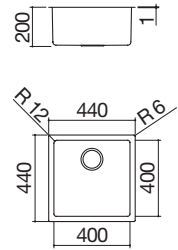
**70x40 cm Square Bowl R. “12” 316**  
built-in, flush and undermounted



FEB FT UM

Accessories: 8 17 20 25 40 43  
45 61 62 66 71

- extra-thick AISI 316 stainless steel
- 40x40x20 h bowl
- equipment: 3½” basket strainer waste, B overflow
- base unit for bowls:
  - built-in and flush: 50
  - undermounted: 60
- 42x42 cm cut out  
+ notch for overflow  
flush-top and undermounted: see website



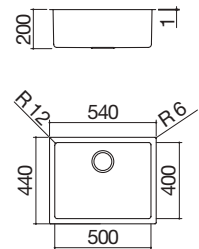
**SATIN AISI 316 STAINLESS STEEL**

code 1QR406

FEB FT UM

Accessories: 8 17 20 25 40 43  
45 61 62 66 71

- extra-thick AISI 316 stainless steel
- 50x40x20 h bowl
- equipment: 3½” basket strainer waste, B overflow
- base unit for bowls:
  - built-in and flush: 60
  - undermounted: 80
- 52x42 cm cut out  
+ notch for overflow  
flush-top and undermounted: see website



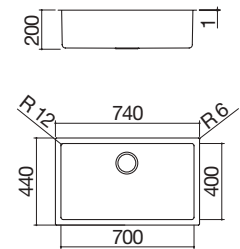
**SATIN AISI 316 STAINLESS STEEL**

code 1QR506

FEB FT UM

Accessories: 8 17 20 25 40 43  
45 61 62 66 71

- extra-thick AISI 316 stainless steel
- 70x40x20 h bowl
- equipment: 3½” basket strainer waste, B overflow
- base unit for bowls:
  - built-in and flush: 80
  - undermounted: 90
- 72x42 cm cut out  
+ notch for overflow  
flush-top and undermounted: see website



**SATIN AISI 316 STAINLESS STEEL**

code 1QR706

### Accessories:



8 code 1TOF26



17 code 1VOF



20 code 1VSOF



25 code 1CIVQ



40 code 1CITN



43 code 1TOF26N



45 code 1GSPA



61 code 1CIFX



62 code 1VSFX



66 code 1GLN



71 code 1GQRN

**Standard equipment:** fixing clips, space-saver trap with dishwasher connection, cardboard packaging. The mixer tap is not included.







## OUTDOOR MADE TO MEASURE

Barazza's Outdoor products in AISI 316 stainless steel can be built into exclusive made-to-measure work surfaces in stainless steel with a Satin or Vintage finish. Create unique, tailor-made compositions you can really make your own.

### Guidelines for creating outdoor made-to-measure worktops:

#### Finishes

Made-to-measure worktops in AISI 316 stainless steel are available in two finishes: the Satin finish creates a refined and elegant look, while the Vintage finish brings the material to life using a special manual processing technique, which makes each piece truly one of a kind.

#### Dimension limits

All our worktops can be made to measure.

The maximum size of the sheet metal for worktops in AISI 316 stainless steel with a Satin or Vintage finish is 4200x1250 mm.

The theoretical sizing is calculated as follows:

worktop length/depth + 2 x thickness + lower folds.

#### Worktop depth

Worktops can be wall-mounted with a depth of between 300 mm and 750 mm and island-mounted with a depth of between 751 mm and 1200 mm; above one metre, only 6, 8 or 12 mm thick edging can be used.

#### Available edge thicknesses

6 - 8 - 12 - 20 - 30 - 40 - 60 mm

#### Worktop reinforcement panels

All worktops have an internal aluminium support for added stability and greater resistance to external forces.

#### Joints

If you need a worktop that is longer than the maximum specified size limits, two or more worktops can be joined at 45° or 90° to create an L-shaped or linear composition. 40 and 60 mm thick worktops come prepared with holes in the thickness of the top to join them together.

#### Hobs

Any Thalys hob (Satin finish only) can be built into AISI 316 stainless steel made-to-measure worktops.

#### Sinks

It is possible to weld onto AISI 316 stainless steel worktops sinks R. "0" with lowering, sinks R. "0" with cover and square bowls R. "12", in Satin or Vintage finish.

#### Other workings

Splash backs, upstands, sides, doors and shelves can all be made from AISI 316 stainless steel.



SATIN FINISH STAINLESS STEEL



VINTAGE STAINLESS STEEL

## MIXER TAPS single lever

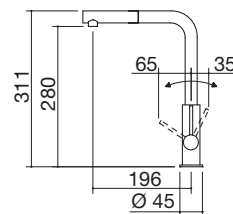
**Officina Shower 316 mixer tap**  
with pull-out spray head



**Mood One mixer tap**



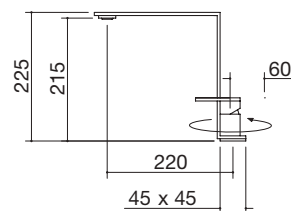
- AISI 316 stainless steel
- pull-out spray head
- ceramic disc cartridge
- tap rotation: 360°
- tap base:  $\varnothing$  45 mm
- tap hole:  $\varnothing$  35 mm



**SATIN AISI 316 STAINLESS STEEL**

code **1RUBOF316**

- AISI 316 stainless steel
- ceramic disc cartridge
- tap rotation: 360°
- tap base: 45x45 mm
- tap hole:  $\varnothing$  35 mm



**SATIN AISI 316 STAINLESS STEEL**

code **1RUBMD1**



# MIXER TAPS with remote control

## Telescopic Thalys mixer tap with remote control



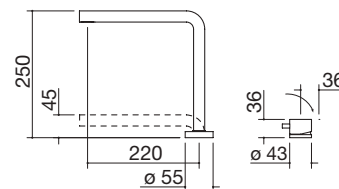
## Mood Top mixer tap with remote control



## Kit Top mixer tap with remote control and pull-out spray head



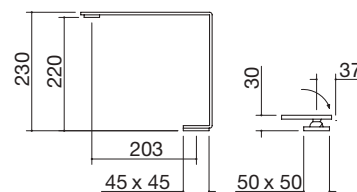
- AISI 316 stainless steel
- ceramic disc cartridge
- tap rotation: 360°
- minimum height: 45 mm
- tap base:  $\varnothing$  55 mm
- control base:  $\varnothing$  43 mm
- tap hole:  $\varnothing$  35 mm
- control hole:  $\varnothing$  35 mm



SATIN AISI 316 STAINLESS STEEL

code 1RUBTH

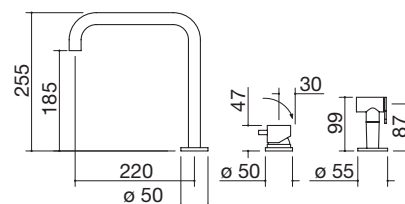
- AISI 316 stainless steel
- ceramic disc cartridge
- tap rotation: 360°
- tap base: 45x45 mm
- control base: 50x50 mm
- tap hole:  $\varnothing$  35 mm
- control hole:  $\varnothing$  35 mm



SATIN AISI 316 STAINLESS STEEL

code 1RUBMDT

- AISI 316 stainless steel
- ceramic disc cartridge
- tap rotation: 360°
- tap base:  $\varnothing$  50 mm
- control base:  $\varnothing$  50 mm
- spray head base:  $\varnothing$  55 mm
- tap hole:  $\varnothing$  35 mm
- control hole:  $\varnothing$  35 mm
- spray head hole:  $\varnothing$  35 mm



SATIN AISI 316 STAINLESS STEEL

code 1RUBMRKT





# TAPS AND ACCESSORIES

The Taps and Accessories collection is functional and versatile, in a refined, contemporary style, with elements that can be coordinated with any type of ovens, hobs, cooker hoods, bowls and sinks, made of materials that ensure long life and are practical to use.


## SINGLE LEVER TAPS page 366



## DISPENSERS page 392



## SINK AND BOWL ACCESSORIES page 408




## TELESCOPIC TAPS page 382



## PULL-OUT SPRAY HEAD page 394



## OVEN AND COORDINATED PRODUCTS ACCESSORIES page 414



## TAPS WITH REMOTE CONTROL AND PULL-OUT SPRAY HEAD page 384



## POWER SOCKET HOLDERS AND TOWERS page 396



## COOKER HOOD ACCESSORIES page 414



## 3-WAY TAPS page 388



## SCALES page 404



## HOB ACCESSORIES page 415



## LARGE SPRAY HEADS page 390



## CHARGER AND BLUETOOTH SPEAKER page 406



## CLEANING PRODUCTS page 416



# TAPS

## SINGLE LEVER

## SINGLE LEVER WITH PULL-OUT SPRAY HEAD

SATIN STAINLESS  
STEEL FINISH



CHROME STAINLESS  
STEEL FINISH



AISI 304 STAINLESS  
STEEL



AISI 316 STAINLESS  
STEEL



BLACK



GREY



WHITE



TELESCOPIC

REMOTE CONTROL AND  
PULL-OUT SPRAY HEAD

3-WAY

LARGE SPRAY HEAD





## SINGLE LEVER TAPS

The large range of Single Lever Mixer Taps is designed for a practical, functional and contemporary kitchen. The range offers a wide choice of mixer taps in the innovative Barazza design made of stainless steel and also available in different finishes and colours.



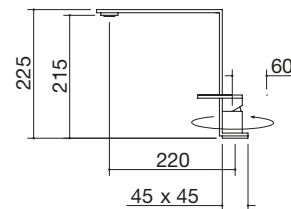
# MIXER TAPS

## single lever

Mood One mixer tap



- AISI 316 stainless steel
- ceramic disc cartridge
- tap rotation: 360°
- tap base: 45x45 mm
- tap hole: ø 35 mm



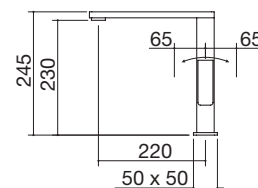
**SATIN AISI 316 STAINLESS STEEL**

code **1RUBMD1**

Lab In mixer tap



- ceramic disc cartridge
- tap rotation: 360°
- tap base: 50x50 mm
- tap hole: ø 35 mm



**SATIN STAINLESS STEEL FINISH**

code **1RUBMLBI**

Mood One mixer tap



Lab In mixer tap





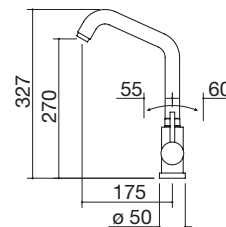
## MIXER TAPS

### single lever

#### Select Two mixer tap



- ceramic disc cartridge
- tap rotation: 360°
- tap base:  $\varnothing$  50 mm
- tap hole:  $\varnothing$  35 mm



SATIN STAINLESS STEEL FINISH

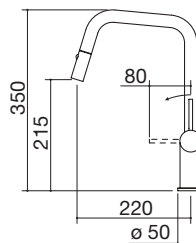
code 1RUBMS2

#### Evo Shower mixer tap

with double delivery pull-out spray head



- double delivery pull-out spray head
- ceramic disc cartridge
- tap rotation: 360°
- tap base:  $\varnothing$  50 mm
- tap hole:  $\varnothing$  35 mm



SATIN STAINLESS STEEL FINISH

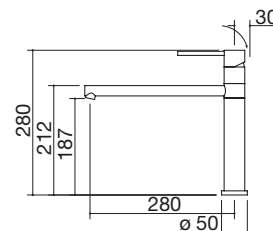
code 1RUBEVD

NEW

#### Max Steel mixer tap



- ceramic disc cartridge
- tap rotation: 360°
- tap base:  $\varnothing$  50 mm
- tap hole:  $\varnothing$  35 mm



SATIN STAINLESS STEEL FINISH

code 1RUBMXS

#### Select Two mixer tap



#### Max Steel mixer tap



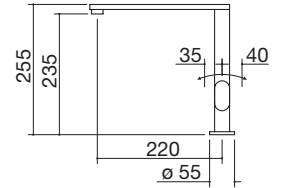
# MIXER TAPS

## single lever

### B\_Free One mixer tap



- ceramic disc cartridge
- tap rotation: 360°
- tap base:  $\varnothing$  55 mm
- tap hole:  $\varnothing$  35 mm



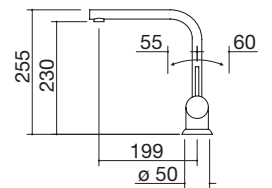
CHROME STAINLESS STEEL FINISH

code 1RUBMBF1C

### B\_Fast mixer tap



- ceramic disc cartridge
- tap rotation: 360°
- tap base:  $\varnothing$  50 mm
- tap hole:  $\varnothing$  35 mm



CHROME STAINLESS STEEL FINISH

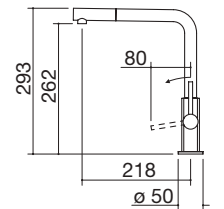
code 1RUBMFSC

### Lab One Shower mixer tap with pull-out spray head



NEW

- pull-out spray head
- ceramic disc cartridge
- tap rotation: 360°
- tap base:  $\varnothing$  50 mm
- tap hole:  $\varnothing$  35 mm



CHROME STAINLESS STEEL FINISH

code 1RUBL1D

### Lab One Shower mixer tap



### B\_Fast mixer tap



# MIXER TAPS

## single lever

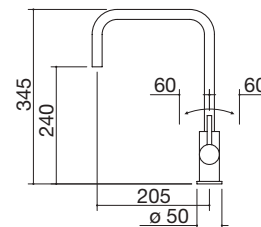
B\_Level mixer tap



Officina Shower mixer tap  
with pull-out spray head



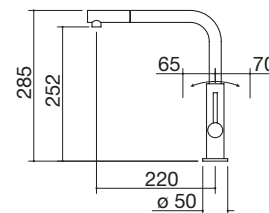
- ceramic disc cartridge
- tap rotation: 360°
- tap base:  $\varnothing$  50 mm
- tap hole:  $\varnothing$  35 mm



CHROME STAINLESS STEEL FINISH

code 1RUBMBLC

- pull-out spray head
- ceramic disc cartridge
- tap rotation: 360°
- tap base:  $\varnothing$  50 mm
- tap hole:  $\varnothing$  35 mm



CHROME STAINLESS STEEL FINISH

code 1RUBMOF1C

B\_Level mixer tap



Officina Shower mixer tap






# MIXER TAPS

## single lever

### Steel One mixer tap



### Steel Shower mixer tap with pull-out spray head



### Steel Shower Vintage mixer tap with pull-out spray head



### Steel Shower mixer tap

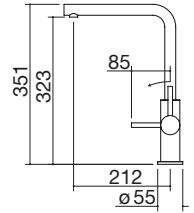


### Steel Shower Vintage mixer tap



NEW

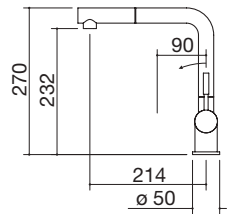
- AISI 304 stainless steel
- ceramic disc cartridge
- tap rotation: 360°
- tap base:  $\varnothing$  55 mm
- tap hole:  $\varnothing$  35 mm



SATIN AISI 304 STAINLESS STEEL

code 1RUBS1

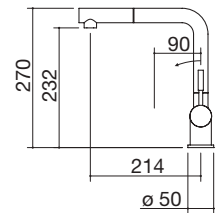
- pull-out spray head
- AISI 304 stainless steel
- ceramic disc cartridge
- tap rotation: 180°
- tap base:  $\varnothing$  50 mm
- tap hole:  $\varnothing$  35 mm



SATIN AISI 304 STAINLESS STEEL

code 1RUBMSTD

- pull-out spray head
- Vintage AISI 304 stainless steel
- ceramic disc cartridge
- tap rotation: 180°
- tap base:  $\varnothing$  50 mm
- tap hole:  $\varnothing$  35 mm



VINTAGE AISI 304 STAINLESS STEEL

code 1RUBMSTDV





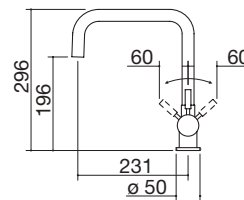
# MIXER TAPS

## single lever

### Easy Steel mixer tap



- AISI 304 stainless steel
- ceramic disc cartridge
- tap rotation: 360°
- tap base:  $\varnothing$  50 mm
- tap hole:  $\varnothing$  35 mm



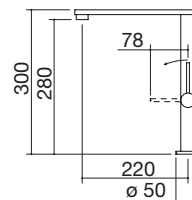
SATIN AISI 304 STAINLESS STEEL

code 1RUBESS

### B\_Free Steel mixer tap



- AISI 304 stainless steel
- ceramic disc cartridge
- tap rotation: 360°
- tap base:  $\varnothing$  50 mm
- tap hole:  $\varnothing$  35 mm



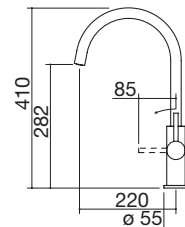
SATIN AISI 304 STAINLESS STEEL

code 1RUBBFS

### B\_Open One Steel mixer tap



- AISI 304 stainless steel
- ceramic disc cartridge
- tap rotation: 360°
- tap base:  $\varnothing$  55 mm
- tap hole:  $\varnothing$  35 mm



SATIN AISI 304 STAINLESS STEEL

code 1RUBBO1S

### Easy Steel mixer tap



### B\_Free Steel mixer tap



## MIXER TAPS single lever

Select One Shower Steel mixer tap  
with pull-out spray head



Officina One Shower Steel mixer tap  
with pull-out spray head

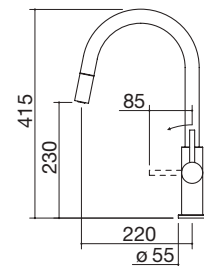


Select One Shower Steel mixer tap



NEW

- pull-out spray head
- AISI 304 stainless steel
- ceramic disc cartridge
- tap rotation: 360°
- tap base:  $\varnothing$  55 mm
- tap hole:  $\varnothing$  35 mm

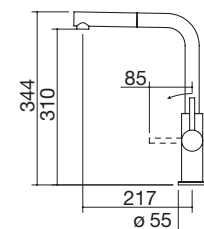


SATIN AISI 304 STAINLESS STEEL

code 1RUBS1DS

NEW

- pull-out spray head
- AISI 304 stainless steel
- ceramic disc cartridge
- tap rotation: 360°
- tap base:  $\varnothing$  55 mm
- tap hole:  $\varnothing$  35 mm



SATIN AISI 304 STAINLESS STEEL

code 1RUBO1DS

Officina One Shower Steel mixer tap

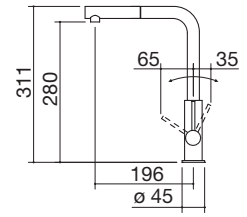


## MIXER TAPS single lever

**Officina Shower 316 mixer tap**  
with pull-out spray head



- pull-out spray head
- AISI 316 stainless steel
- ceramic disc cartridge
- tap rotation: 360°
- tap base:  $\varnothing$  45 mm
- tap hole:  $\varnothing$  35 mm



SATIN AISI 316 STAINLESS STEEL

code 1RUBOF316



# MIXER TAPS

## single lever

Unique Two mixer tap



Unique Two Shower mixer tap  
with pull-out spray head



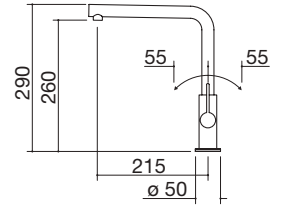
Max Black mixer tap



Unique Two Shower mixer tap



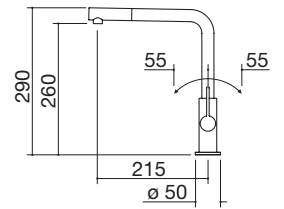
- ceramic disc cartridge
- tap rotation: 360°
- tap base:  $\varnothing$  50 mm
- tap hole:  $\varnothing$  35 mm



BLACK

code 1RUBUN2

- pull-out spray head
- ceramic disc cartridge
- tap rotation: 360°
- tap base:  $\varnothing$  50 mm
- tap hole:  $\varnothing$  35 mm

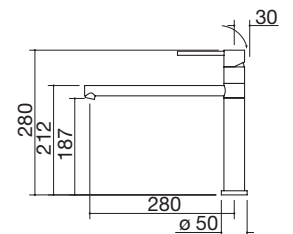


BLACK

code 1RUBUN2D

NEW

- ceramic disc cartridge
- tap rotation: 360°
- tap base:  $\varnothing$  50 mm
- tap hole:  $\varnothing$  35 mm



BLACK

code 1RUBMXK

Max Black mixer tap



## MIXER TAPS

### single lever

City One mixer tap



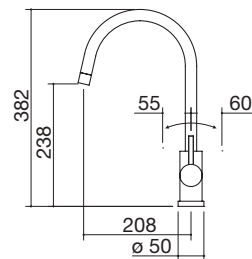
Evo Shower Black mixer tap  
with double dispensing pull-out spray head



City One mixer tap



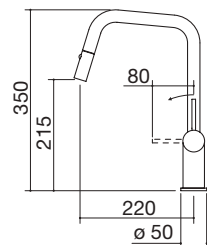
- ceramic disc cartridge
- tap rotation: 360°
- tap base:  $\varnothing$  50 mm
- tap hole:  $\varnothing$  35 mm



BLACK

code 1RUBCY1

- double dispensing pull-out spray head
- ceramic disc cartridge
- tap rotation: 360°
- tap base:  $\varnothing$  50 mm
- tap hole:  $\varnothing$  35 mm



BLACK

code 1RUBEVDK

Evo Shower Black mixer tap



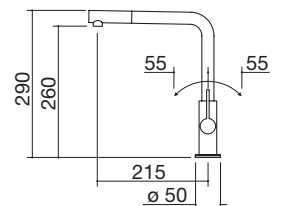


## MIXER TAPS single lever

**Soul Shower mixer tap**  
with pull-out spray head



- pull-out spray head
- ceramic disc cartridge
- tap rotation: 360°
- tap base:  $\varnothing$  50 mm
- tap hole:  $\varnothing$  35 mm



**GREY**

code **1RUBSODG**

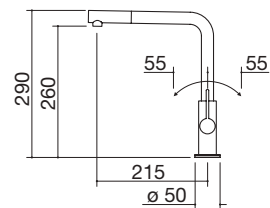


## MIXER TAPS single lever

**Soul Shower mixer tap**  
with pull-out spray head



- pull-out spray head
- ceramic disc cartridge
- tap rotation: 360°
- tap base:  $\varnothing$  50 mm
- tap hole:  $\varnothing$  35 mm



**WHITE**

code **1RUBSODB**

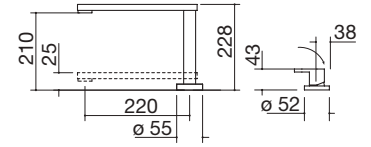
# MIXER TAPS

## Telescopic

### B\_Free Telescopic mixer tap with remote control



- ceramic disc cartridge
- tap rotation: 360°
- minimum height: 42 mm
- tap base:  $\varnothing$  55 mm
- control base:  $\varnothing$  52 mm
- tap hole:  $\varnothing$  35 mm
- control hole:  $\varnothing$  35 mm



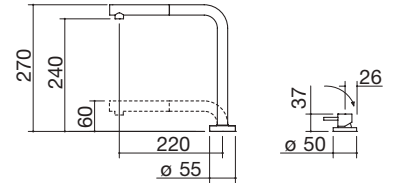
SATIN STAINLESS STEEL FINISH

code 1RUBMBFA

### B\_Open Telescopic mixer tap with remote control and pull-out spray head



- pull-out spray head
- ceramic disc cartridge
- tap rotation: 360°
- minimum height: 60 mm
- tap base:  $\varnothing$  55 mm
- control base:  $\varnothing$  50 mm
- tap hole:  $\varnothing$  35 mm
- control hole:  $\varnothing$  35 mm



SATIN STAINLESS STEEL FINISH

code 1RUBMBOA

### B\_Free Telescopic mixer tap



### B\_Open Telescopic mixer tap





# MIXER TAPS

## Telescopic

### Space Steel Telescopic mixer tap with remote control



### Thalas Telescopic mixer tap with remote control

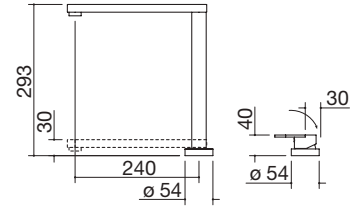


### B\_Smart Telescopic mixer tap



**NEW**

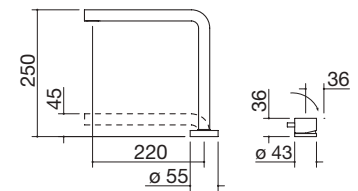
- AISI 304 stainless steel
- ceramic disc cartridge
- tap rotation: 360°
- minimum height: 40 mm
- tap base:  $\varnothing$  54 mm
- control base:  $\varnothing$  54 mm
- tap hole:  $\varnothing$  35 mm
- control hole:  $\varnothing$  35 mm



**SATIN AISI 304 STAINLESS STEEL**

code **1RUBSSA**

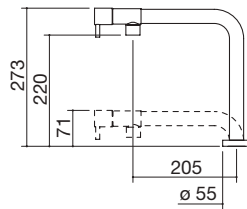
- AISI 316 stainless steel
- ceramic disc cartridge
- tap rotation: 360°
- minimum height: 45 mm
- tap base:  $\varnothing$  55 mm
- control base:  $\varnothing$  43 mm
- tap hole:  $\varnothing$  35 mm
- control hole:  $\varnothing$  35 mm



**SATIN AISI 316 STAINLESS STEEL**

code **1RUBTH**

- ceramic disc cartridge
- tap rotation: 360°
- minimum height: 71 mm
- tap base:  $\varnothing$  55 mm
- tap hole:  $\varnothing$  35 mm



**SATIN STAINLESS STEEL FINISH**

code **1RUBBSM**

Space Telescopic mixer tap



Thalas Telescopic mixer tap



B\_Smart Telescopic mixer tap





## TAPS REMOTE CONTROL AND PULL-OUT SPRAY HEAD

With their simple, original design, the taps with remote control and mini pull-out spray head bring together purely aesthetic qualities and maximum functionality. Their exclusive design allows you to clean and prepare food in a way that goes well beyond anything conventional taps can offer.

# MIXER TAPS

## with remote control and pull-out spray head

### Kit Top mixer tap

with remote control and pull-out spray head



### B\_Free Kit mixer tap

with remote control and pull-out spray head



### Mizu Kit Telescopic mixer tap

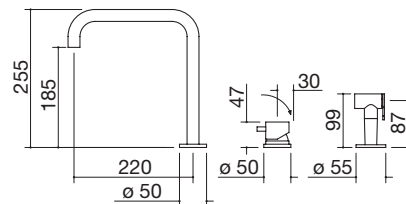
with remote control and pull-out spray head



### B\_Free Kit mixer tap



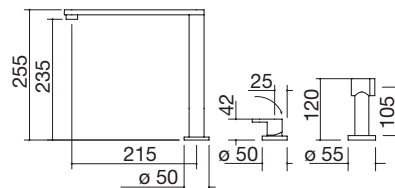
- AISI 316 stainless steel
- ceramic disc cartridge
- tap rotation: 360°
- tap base:  $\varnothing$  50 mm
- control base:  $\varnothing$  50 mm
- spray head base:  $\varnothing$  55 mm
- tap hole:  $\varnothing$  35 mm
- control hole:  $\varnothing$  35 mm
- spray head hole:  $\varnothing$  35 mm



SATIN AISI 316 STAINLESS STEEL

code 1RUBMRKT

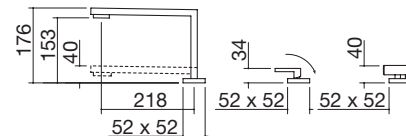
- ceramic disc cartridge
- tap rotation: 360°
- tap base:  $\varnothing$  50 mm
- control base:  $\varnothing$  50 mm
- spray head base:  $\varnothing$  55 mm
- tap hole:  $\varnothing$  35 mm
- control hole:  $\varnothing$  35 mm
- spray head hole:  $\varnothing$  35 mm



SATIN STAINLESS STEEL FINISH

code 1RUBMBFRK

- ceramic disc cartridge
- tap rotation: 360°
- minimum height: 40 mm
- tap base: 52x52 mm
- control base: 52x52 mm
- spray head base: 52x52 mm
- tap hole:  $\varnothing$  35 mm
- control hole:  $\varnothing$  35 mm
- spray head hole:  $\varnothing$  35 mm



SATIN STAINLESS STEEL FINISH

code 1RUBMZK

### Mizu Kit Telescopic mixer tap



# TAPS REMOTE CONTROL

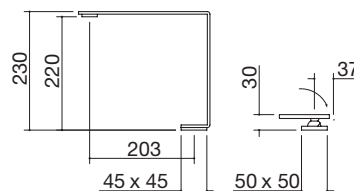


## MIXER TAPS remote control

**Mood Top mixer tap**  
with remote control



- AISI 316 stainless steel
- ceramic disc cartridge
- tap rotation: 360°
- tap base: 45x45 mm
- control base: 50x50 mm
- tap hole:  $\varnothing$  35 mm
- control hole:  $\varnothing$  35 mm



**SATIN AISI 316 STAINLESS STEEL**

code **1RUBMDT**



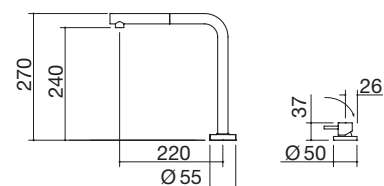


## MIXER TAPS remote control

**Soul mixer tap**  
remote control and pull-out spray head



- pull-out spray head
- ceramic disc cartridge
- tap rotation: 360°
- tap base:  $\varnothing$  55 mm
- control base:  $\varnothing$  50 mm
- tap hole:  $\varnothing$  35 mm
- control hole:  $\varnothing$  35 mm



**BLACK**

code **1RUBSORN**



TAPS  
3-WAY

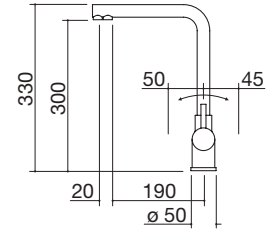


# MIXER TAPS 3-WAY

## 3-Way Glass mixer tap



- AISI 316 stainless steel
- ceramic disc cartridge
- tap rotation: 360°
- tap base:  $\varnothing$  50 mm
- tap hole:  $\varnothing$  35 mm



**SATIN AISI 316 STAINLESS STEEL**

code **1RUBMGL**

### Accessories:

**Filter (including cartridge and timer)**

code **1FGL**

**Spare cartridge (including timer for filter code 1FGL)**

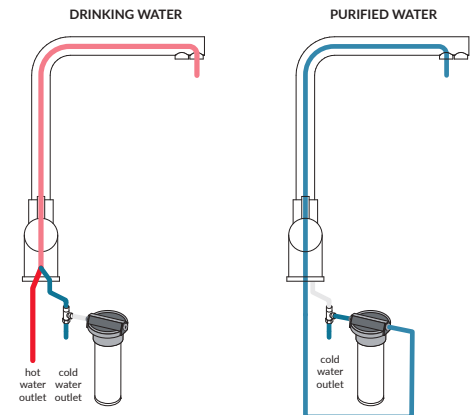
code **1CGL**

## 3-Way Glass mixer tap

Glass is completely made of AISI 316 stainless steel and fulfils two functions in a single item: the delivery of both purified water and normal running water. It lets you use filtered and purified water only when necessary. The system is economical, ecological and safe, designed to guarantee water that is always completely pure, eliminating limescale and chlorine residues, the cause of bad smells. It respects the environment because it substantially reduces the use of plastic, does not generate wasted water, and allows you to make savings in complete safety.

It is practical, compact and aesthetically integrated into the kitchen. No special installation is required, only the conventional installation process. All the technology is enclosed in a cartridge which can be replaced quickly and simply without recourse to equipment or the help of a specialist engineer. Each cartridge delivers 7000 litres of very pure water. The timer provided with each cartridge warns you when the cartridge should be replaced.

The flows are separate so that filtered water and purified water are kept apart throughout their trajectories.



## 3-Way Glass mixer tap



# LARGE SPRAY HEADS

Water flow discovers new volumes. A large, powerful curve channels the jet of water to direct it wherever you want. State-of-the-art practicality meets a symbol of pure design clothed in satin, chrome and black stainless steel finishes.





# LARGE SPRAY HEADS

Flexi mixer tap



Spring One mixer tap  
with double delivery spray head



City mixer tap



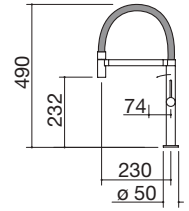
Spring One mixer tap



Flexi mixer tap



- ceramic disc cartridge
- tap rotation: 360°
- tap base:  $\varnothing$  50 mm
- tap hole:  $\varnothing$  35 mm

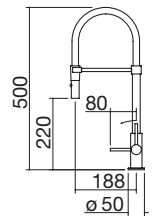


SATIN STAINLESS STEEL FINISH

code 1RUBMFX

NEW

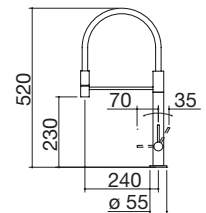
- double delivery spray head
- ceramic disc cartridge
- tap rotation: 360°
- tap base:  $\varnothing$  50 mm
- tap hole:  $\varnothing$  35 mm



CHROME STAINLESS STEEL FINISH

code 1RUBSP1

- ceramic disc cartridge
- tap rotation: 360°
- tap base:  $\varnothing$  55 mm
- tap hole:  $\varnothing$  35 mm



BLACK

code 1RUBCY

# DISPENSERS

All the practicality of having soap or detergent truly at your fingertips, without having any containers on the edge of the sink. An aesthetic advantage that becomes a practical one, too, when the dispenser makes it possible to have less clutter on the worktop, making it cleaner and more functional.



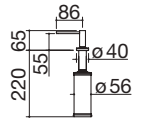
# DISPENSER

## Smart Steel dispenser



NEW

- AISI 304 stainless steel
- dispenser with liquid soap/detergent holder, filled from the top, with a capacity of 250 ml
- container dimensions:  $\varnothing$  56x150 h mm
- dispenser base:  $\varnothing$  40 mm
- dispenser hole:  $\varnothing$  35 mm
- it can be installed on a worktop thinner than or equal to 65 mm



SATIN AISI 304 STAINLESS STEEL

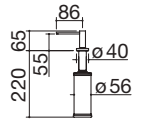
code 1DSS

## Smart Black dispenser



NEW

- dispenser with liquid soap/detergent holder, filled from the top, with a capacity of 250 ml
- container dimensions:  $\varnothing$  56x150 h mm
- dispenser base:  $\varnothing$  40 mm
- dispenser hole:  $\varnothing$  35 mm
- it can be installed on a worktop thinner than or equal to 65 mm



BLACK

code 1DSK

## Smart Black dispenser



## Smart Steel dispenser



# PULL-OUT SPRAY HEAD

The completely independent mini pull-out spray head is next to the tap for more intensive, high-performance cleaning jobs and brings the jet of water even closer to the surface of dishes and food.

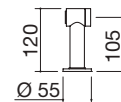


## PULL-OUT SPRAY HEAD

Pull-out spray head



- pull-out spray head
- compatible with:  
standard mixer tap, remote control mixer tap, independently powered
- spray head base:  $\varnothing$  55 mm
- spray head hole:  $\varnothing$  35 mm



**SATIN STAINLESS STEEL FINISH**

code **1DCE**





## WORKTOP POWER SOCKET HOLDERS

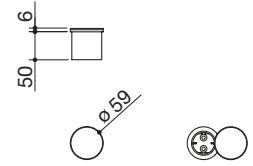
Barazza offers highly aesthetic and functional technological solutions that allow kitchen worktops to be powered without compromising on necessary cleanliness.

# WORKTOP POWER SOCKET HOLDERS

## Smart power socket holder with Schuko socket built-in



- 1 Schuko socket
- dimensions:  $\varnothing$  59 mm
- $\varnothing$  54 mm cut out



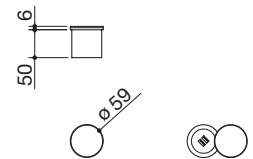
SATIN AISI 304 STAINLESS STEEL COVER

code 1PSS

## Smart power socket holder with USB ports built-in



- 2 USB ports (1 type A, 1 type C)
- dimensions:  $\varnothing$  59 mm
- $\varnothing$  54 mm cut out



SATIN AISI 304 STAINLESS STEEL COVER

code 1PSU





## POWER SOCKET TOWERS

The technology is revealed only when it's needed. The new electric tower with its pure circular design emerges from the work surface smoothly and silently, only to disappear again when it's not needed, returning the work surface to its original purity. In the Black Power version, the cover, equipped with an induction battery charger, becomes an elegant wireless smartphone charger base.



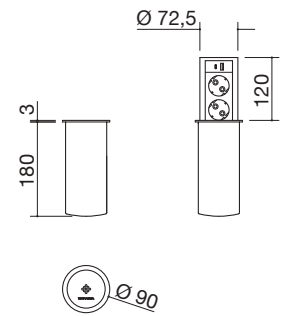
# POWER SOCKET TOWERS

**Black Power pull-out socket tower**  
built-in



**NEW**

- 2 Schuko sockets  
+ 2 USB ports (1 type A, 1 type C)  
+ induction charger
- dimensions:  $\varnothing$  90 mm
- $\varnothing$  82 mm cut out



**BLACK COVER**

code **1TPKP**



# POWER SOCKET TOWERS

## Features

### Steel pull-out power socket tower



The perfection of a circular element dialogues with functionality in a harmony of forms that enhances the beauty of steel and celebrates innovation.

### Black Matt power socket tower



The smooth and silent movement transforms the Schuko and USB plugs into discreet and sophisticated elements that are always ready to jump into action, but are never invasive.

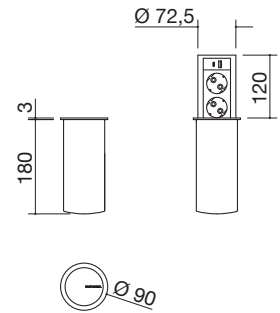
# POWER SOCKET TOWERS

## Steel pull-out power socket tower built-in



NEW

- 2 Schuko sockets
- 2 USB ports (1 type A, 1 type C)
- dimensions:  $\varnothing$  90 mm
- $\varnothing$  82 mm cut out



## Black Matt pull-out socket tower built-in

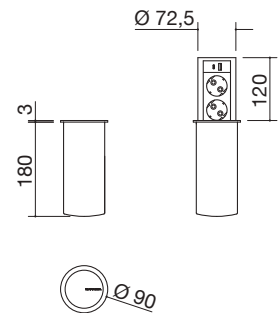


SATIN AISI 304 STAINLESS STEEL COVER

code 1TPS

NEW

- 2 Schuko sockets
- 2 USB ports (1 type A, 1 type C)
- dimensions:  $\varnothing$  90 mm
- $\varnothing$  82 mm cut out



MATT BLACK COVER

code 1TPKM

## WORKTOP POWER SOCKET HOLDERS Features

### Up top power socket holder



The worktop power socket holder is a top-level technological solution that allows kitchen tops to be powered and can even be used with the cover closed. Provided with two Schuko sockets and a USB port. It can be built-in or flush.

### Rotating top power socket holder



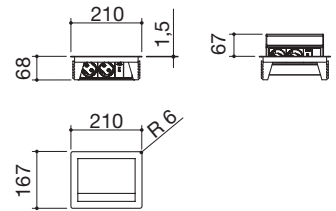
A technological solution that allows you to add electric sockets right where you need them. The practical 180° rotation system lets the sockets disappear under the elegant stainless steel cover, available in Satin, Vintage and the exclusive black finishes.

# WORKTOP POWER SOCKET HOLDERS

## Up top power socket holder built-in and flush



- 2 Schuko sockets + 1 USB port
- dimensions: 210x167 mm
- 195x157 mm cut out  
flush-top: see website

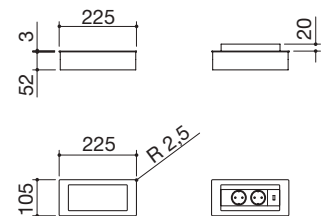


## Rotating top power socket holder built-in



### SATIN AISI 304 STAINLESS STEEL COVER code 1PPTU

- 2 Schuko sockets + 1 USB port
- cover with 180° rotating system
- dimensions: 225x105 mm
- 215x88 mm cut out

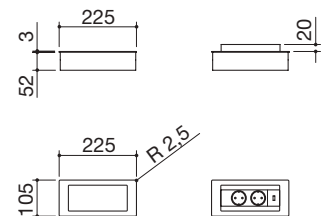


## Rotating top power socket holder built-in



### SATIN AISI 304 STAINLESS STEEL COVER code 1PPB

- 2 Schuko sockets + 1 USB port
- cover with 180° rotating system
- dimensions: 225x105 mm
- 215x88 mm cut out

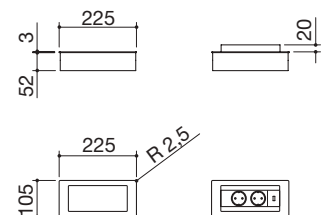


## Rotating top power socket holder built-in



### VINTAGE AISI 304 STAINLESS STEEL COVER code 1PPBV

- 2 Schuko sockets + 1 USB port
- cover with 180° rotating system
- dimensions: 225x105 mm
- 215x88 mm cut out



### BLACK COVER

code 1PPBN

# SCALES


Not just a set of scales, but a fully fledged technological control centre for the worktop. In addition to weighing, with the option to set different units of measurement, tare and total functions and a weight range from 0 to 20 kg, the scales can be connected to Barazza cooker hoods, becoming remote controls for them, and can replace the switch on any of the kitchen's light points, integrating switching on and off. The functionality of the product is completed with two different systems for setting times, which can operate simultaneously: the first is a conventional timer, the second a multi-timer that can set more than one time at once.



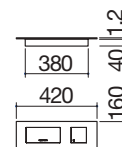
# SCALES

## AISI 304 stainless steel scales

built-in and flush



- extra-thick AISI 304 stainless steel
- weight range: 0-20 kg
- unit: g, kg, lb, oz
- accuracy:  $\pm 1g$
- functions: tare, total, minute minder, multi-timer
- remote control for Barazza cooker hoods
- kitchen light switch 5 A 250 V
- automatic switch-off
- 100-240 V power supply
- maximum absorption 0.2 A
- 400x140 mm cut out  
flush-top: see website



SATIN AISI 304 STAINLESS STEEL

code 1BL



# INDUCTION CHARGER AND BLUETOOTH SPEAKER

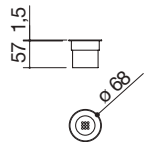
New technological elements such as the powerful, intuitive Bluetooth speaker and the fast, efficient induction charger are ready to transform kitchen worktops and accessorised channels into multifunctional, interactive centres. The kitchen becomes the heart of new energy that starts here and flows into all areas of life.



**Induction charger**  
built-in



- functions: supports fast charging, high efficiency charging (79%), LED warning light, selective device detection, safety switch-off
- input: 110-240 V ac, 50/60 Hz
- output: 5 V / 9 V - 1.1 A
- max. power: 10 W
- dimensions:  $\varnothing$  68 mm
- $\varnothing$  60 mm cut out



**SATIN STAINLESS STEEL FINISH**

code **1CBI**

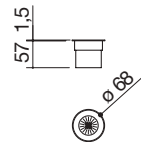




**Bluetooth speakers**  
built-in



- functions: Bluetooth 5.0, 5-band digital hardware equaliser
- Bluetooth field: 10 m
- input: 110-240 V ac, 50/60 Hz
- max. power: 3 W
- dimensions:  $\varnothing$  68 mm
- $\varnothing$  60 mm cut out



**SATIN STAINLESS STEEL FINISH**

code **1CAB**

# ACCESSORIES

A wide choice of accessories makes the kitchen an authentic, functional work station. Nothing is left to chance. There is an accessory for every requirement, from the washing area to the cooking zone, including ovens and cooker hoods.



## ACCESSORIES SINKS AND SQUARE BOWLS

AISI 304 polished stainless steel basket



2 basket dimensions 32.5x32.5x14 h code 1CQI

Polyethylene chopping board



8 chopping board dimensions 26x43 code 1TOF26

AISI 304 polished stainless steel hanging basket




5 basket dimensions 36.5x23.5x15 h code 1CREIM

Iroko chopping board



12 chopping board dimensions 40x35 code 1TRE

B\_Free AISI 304 stainless steel and black HPL multi-purpose chopping board



6 chopping board dimensions 33x41 code 1TBF

Polyethylene chopping board



13 chopping board dimensions 31.9x17.1 code 1TREPМ

B\_Free multi-purpose chopping board



Polyethylene chopping board



## ACCESSORIES SINKS AND SQUARE BOWLS

---

### Polyethylene chopping board

---



14 chopping board dimensions 40x35 code 1TREP

---

### AISI 304 stainless steel perforated bowl cover

---



23 bowl cover dimensions 34x34 code 1CI33

24 bowl cover dimensions 40x35 code 1CI91

---

### AISI 304 stainless steel colander

---



17 colander dimensions 15x43x12 h code 1VOF

18 colander dimensions 15x48x12 h code 1VLB

19 colander dimensions 12x41x6 h code 1VBF

---

### AISI 304 stainless steel perforated bowl cover

---



25 bowl cover dimensions 25x43 code 1CIVQ

---

### AISI 304 stainless steel colander with removable draining rack

---



20 colander dimensions 25x43x7 h code 1VSOF

21 colander dimensions 25x48x7 h code 1VSLB

---

### AISI 304 stainless steel drain cover with basket

---



38 code 1CPI

---

### Roll-Up multi-purpose stainless steel rack



---

### Stainless steel colander with removable draining rack



## ACCESSORIES SINKS AND SQUARE BOWLS

AISI 304 stainless steel perforated bowl cover with black HPL chopping board



40 bowl cover dimensions 25x43

code 1CITN

AISI 304 stainless steel Roll-up multi-purpose rack



45 rack dimensions 46x44

code 1GSPA

Black HPL chopping board



43 chopping board dimensions 26x43

code 1TOF26N

Black HPL multi-purpose drainer chopping board



46 chopping board dimensions 40x24

code 1TGMD

Black HPL sliding chopping board



44 chopping board dimensions 48x40

code 1TGSL

Black HPL sliding chopping board



47 chopping board dimensions 52x30

code 1TGS

Stainless steel perforated bowl cover with black HPL chopping board



Black HPL chopping board



# ACCESSORIES SINKS AND SQUARE BOWLS

AISI 304 stainless steel perforated bowl cover with removable black HPL draining rack



61 bowl cover dimensions 25x43

code 1CIFX

Black HPL support grid for bowl bottom



71 grid dimensions 33.8x38.3

code 1GQRN

AISI 304 stainless steel colander with removable black HPL draining rack



62 colander dimensions 25x43x7 h

code 1VSFX

63 colander dimensions 25x48x7 h

code 1VSVQ


Solid oak wood Thalass chopping board



73 chopping board dimensions 25x35.9

code 1TTH

Black HPL support grid



66 grid dimensions 26.5x43

code 1GLN


67 grid dimensions 26.5x48

code 1GQN

Black HPL support grid



Stainless steel colander with removable black HPL draining rack



## POP-UP PLUG KIT

### Pop-up plug kit



- control hole: Ø 35 mm
- stainless steel drain cover, 3½" basket strainer waste and perimeter overflow

54

code 1SPR

### Black Smart pop-up plug kit



- control hole: Ø 35 mm
- with 3½" basket strainer waste and perimeter overflow

65

code 1SPSN

### Smart pop-up plug kit



- control hole: Ø 35 mm
- with stainless steel drain cover, 3½" basket strainer waste and perimeter overflow

64

code 1SPSI

### Black Smart pop-up plug kit



# ACCESSORIES OVENS AND COORDINATED PRODUCTS

AISI 304 stainless steel pizza plate

NEW



28 plate dimensions: 44.4x33.5 cm code 1PPI

AISI 304 stainless steel pizza peel

NEW



79 peel dimensions: 44.7x30 code 1PPZ

2 Pairs of telescopic oven rails kit



29 for 60 cm ovens (excluding Officina Advance) code 1CG6

33 for 90 cm City ovens code 1CG9

AISI 304 stainless steel air fryer basket

NEW



80 basket dimensions: 35.5x19x9.5 h code 1CFFA

Pizza plate and peel

2 pairs of telescopic oven rails kit

Containers for vacuum-sealing kit



Containers for vacuum-sealing kit



57 containers in 3 different sizes code 1KS3

- container capacity  
0.7 l Ø 14x7 h  
1.4 l Ø 14x12.5 h  
2 l Ø 14x18.5 h

# ACCESSORIES COOKER HOODS

Double carbon filter



41 for Mood, Unique, Lab Evolution, Steel cooker hoods code 1FC1

72 for B\_Ambient cooker hoods code 1FCA1

Cloths for greasy filters



48 for 90 cm B\_Draft cooker hood (x2) code 1FC3

49 for 120 cm B\_Draft cooker hood (x2) code 1FC4



## ACCESSORIES HOB WITH INTEGRATED COOKER HOOD

Carbon filter kit for Zero Advance hob

NEW



76

code 1FZA

Ceramic filter kit for Zero Advance hob

NEW



75

code 1FCZA

Rectangular ducting kit for Zero Advance hob

NEW



77

code 1TPZA

Plinth grille for Zero Advance hob outlet

NEW



78

code 1UZA

## ACCESSORIES HOBS

Cast iron grill for induction hobs



74

grill dimensions 26x42

code 1BID

Cast iron wok adapter



35

for double and triple rings  
(excluding Lab Evolution and Mood hobs)

code 1RWJ

AISI 316 stainless steel splashback



81

for 80 cm Thalys teppanyaki

code 1PST

Sealant cartridge



for hobs and sinks installed flush with  
the top

code 1CSF

Cast iron grill for induction hob



Cast iron wok adapter



# CLEANING PRODUCTS

## STAINLESS STEEL

Stainless steel is the name given to steels with a high chrome and nickel content because of their quality of not rusting if exposed to air and water. There are various types of stainless steel. Barazza uses AISI 304 and 316 (US trademark: American Iron and Steel Institute), which ensure exceptional resistance to corrosion, ease of cleaning and excellent hygiene.

For best maintenance Barazza recommends:

- After use rinse well with water and dry with a clean cloth or a chamois leather.
- Use any ordinary detergent so long as it does not contain chlorine or its compounds, such as bleach or hydrochloric acid.
- For persistent stains only, use a little warm white vinegar.
- Do not use steel scourers or other abrasive materials which would inevitably scratch the steel surface.
- Do not drag objects on the top but use chopping boards and heat-resistant mats while working in the kitchen.
- Avoid putting down hot pans, ovens and pizza ovens that might cause deformation and yellowing.
- Do not leave rusted iron items on the surface for long periods.
- Do not leave open packets and bottles of detergents or other chemical substances around the product.



## EASY CLEAN DETERGENT CREAM

Easy Clean is a cream detergent designed specifically for cleaning sinks, hobs, cooker hoods, ovens and stainless steel surfaces in general. Ecological and Made in Italy, it is composed of top-quality raw materials, is rich in polishing pigments and protective substances, and effortlessly removes limescale and greasy marks from stainless steel. It also brings a new sparkle to it along with a protective coating that delays the reappearance of fogging and dirt deposits. It is not recommended for use on black stainless steel elements.

## MULTI CLEAN MULTI-PURPOSE PROFESSIONAL DETERGENT

Multi Clean multipurpose professional detergent, recommended for daily cleaning, is perfumed and removes dirt quickly on all washable hard surfaces. With its ecological formula it can be used neat or diluted in water as required.

## EASY CLEAN PROFESSIONAL MICROFIBRE CLOTH

Barazza's Easy Clean professional microfiber cloth, with its degreasing, absorbent action, cleans and sanitises all surfaces in one go without the use of detergents. This innovative product, tested as antibacterial, is exceptionally soft and continuously effective over time which make it an indispensable aid for everyday cleaning.

## PROFESSIONAL CLEANING BOX

Barazza's new practical and innovative Professional Cleaning Box contains: 150 g Easy Clean professional cream detergent for cleaning stainless steel, 200 ml Multi Clean multipurpose professional detergent and the Easy Clean professional antibacterial microfiber cloth to guarantee careful, effective cleaning throughout the kitchen.

# CLEANING PRODUCTS

## Easy Clean professional cleaning cream



- professional stainless steel cleaning cream
- clean, polish and protect stainless steel
- eco formula
- 150 g each

**pack of 3** code **1ECO3**

**pack of 12** code **1ECO12**

## Multi Clean multipurpose professional detergent



- professional multipurpose cleaner, suitable for daily cleaning
- removes dirt quickly on all washable hard surfaces
- eco formula
- 200 ml each

**pack of 3** code **1MC3**

**pack of 12** code **1MC12**

## Easy Clean professional microfibre cloth



- antibacterial
- clean and sanitise any surface in one go without the use of detergents
- dimensions: 40x40 cm

**1 piece** code **1PMA**

**pack of 3** code **1PMA3**

## Cleaning Box



The Professional Cleaning Box contains:

- 1x Easy Clean 150 g
- 1x Multi Clean 200 ml
- 1x Easy Clean microfibre cloth

**1 piece** code **1CBK**

## WEIGHTS AND VOLUMES search by code

Code	Page	Dim. of pack. (cm)	Volume (m³)	Weight (kg)
1BID	415	51x41x8	0.02	6
1BL	405	51x41x8	0.02	3.5
1C306	346/351	57x75x18	0.08	6
1CAB	407	30x23.5x11.5	0.01	0.8
1CBI	406	30x23.5x11.5	0.01	0.8
1CBK	417	27x26x11	0.01	0.7
1CBL	324/332	51x41x8	0.02	3.5
1CBLN	324/332	51x41x8	0.02	3.5
1CCA	326/335	30x23.5x11.5	0.01	0.8
1CCAN	326/335	30x23.5x11.5	0.01	0.8
1CCB	326/335	30x23.5x11.5	0.01	0.8
1CCBN	326/335	30x23.5x11.5	0.01	0.8
1CEEVEN	126	70x70x22	0.11	14.5
1CEEVG	126	70x70x22	0.11	14
1CEEVS	126	70x70x22	0.11	14.5
1CFEVEN	124	65x50x53	0.17	26.5
1CFEVG	124	65x50x53	0.17	26
1CFEVS	124	65x50x53	0.17	26.5
1CFFA	414	32.5x20x36	0.02	1.1
1CG6	414	50x16x13	0.01	1.5
1CG9	414	50x16x13	0.01	1.6
1CGL	389	37.5x15x7	0.01	0.7
1CI120	328	125x24x27	0.08	8
1CI120N	330	125x24x27	0.08	8
1CI127	316	125x24x27	0.08	7
1CI127N	319	125x24x27	0.08	7
1CI150	328	155x24x27	0.1	10
1CI150N	330	155x24x27	0.1	10
1CI157	316	155x24x27	0.1	9
1CI157N	319	155x24x27	0.1	9
1CI187	316	190x24x27	0.12	11
1CI187N	320	190x24x27	0.12	11
1CI33	410	35x34x2	0.01	0.5
1CI90	328	125x24x27	0.08	6
1CI90N	330	125x24x27	0.08	6
1CI91	410	50x39x2	0.01	0.5
1CI97	316	125x24x27	0.08	5
1CI97N	319	125x24x27	0.08	5
1CIA180	328	190x24x27	0.12	14
1CIFX	412	50.5x28x8	0.01	1.9
1CITN	411	50.5x28x8	0.01	1.9
1CIVQ	410	50.5x28x8	0.01	1.1
1CKI187	323	190x24x27	0.12	10.5
1CKI187N	323	190x24x27	0.12	10.5
1CKLE97	323	106x63x47	0.31	18
1CPB	335	30x23x12	0.01	1
1CPBN	335	30x23x12	0.01	1
1CPC	334	34x18x3.5	0.01	1
1CPI	410	10x10x10	0.01	0.2
1CPP	324/333	30x23x12	0.01	2

Code	Page	Dim. of pack. (cm)	Volume (m³)	Weight (kg)
1CPPN	324/333	30x23x12	0.01	2
1CPT	333	30x23x12	0.01	3.4
1CPTN	333	30x23x12	0.01	3.4
1CQI	409	33x33x14	0.02	1
1CREIM	409	37x24x14	0.01	1
1CRG	334	34x18x3.5	0.01	1
1CRGN	334	34x18x3.5	0.01	1
1CRP	336	34x18x3.5	0.01	1
1CRPN	336	34x18x3.5	0.01	1
1CSEVEN	125	70x70x22	0.11	14.5
1CSEVG	125	70x70x22	0.11	14
1CSEVS	125	70x70x22	0.11	14.5
1CSF	415	22x5x5	0.01	0.3
1CSP	333	30x23x12	0.01	1.5
1CSPF	325	30x23x12	0.01	1.5
1CSPFN	325	30x23x12	0.01	1.5
1CSPN	333	30x23x12	0.01	1.5
1CSR7	325	30x23x12	0.01	2
1CSR7N	325	30x23x12	0.01	2
1CSR7P	326	30x23x12	0.01	1.5
1CSR7PN	326	30x23x12	0.01	1.5
1CSTN	334	34x18x3.5	0.01	0.2
1CVBG2	332	44x58x18.5	0.05	2.5
1CVBG2N	332	44x58x18.5	0.05	2.5
1CVCC	325/335	30x23x12	0.01	2.5
1CVCCN	325/335	30x23x12	0.01	2.5
1CVF	325/334	30x23x12	0.01	1.5
1CVFG	324/333	43.5x12.5x15.5	0.01	2
1CVFGN	324/333	43.5x12.5x15.5	0.01	2
1CVFN	325/334	30x23x12	0.01	1.5
1CVFP	326/336	30x23x12	0.01	1
1CVFPN	326/336	30x23x12	0.01	1
1CVP	324/332	43.5x12.5x15.5	0.01	3.5
1CVPN	324/332	43.5x12.5x15.5	0.01	3.5
1CVS	334	30x23x12	0.01	1.5
1CVSN	334	30x23x12	0.01	1.5
1DCE	327/394	32x14x7	0.01	0.9
1DSK	327/393	19.5x13.5x6.5	0.01	0.4
1DSS	327/393	19.5x13.5x6.5	0.01	0.4
1ECO12	417	27x26x11	0.01	3.1
1ECO3	417	27x26x11	0.01	0.9
1FC1	414	17x17x9	0.01	0.5
1FC3	414	55x23x2	0.01	0.6
1FC4	414	53x29x5	0.01	0.9
1FCA1	414	20x20x9	0.01	0.7
1FCA6I	221	58x57x186	0.62	53
1FCE6I	222	58x57x186	0.62	53
1FCOMI	140	64x64x67.5	0.28	43.9
1FCOPI	139	64x64x67.5	0.28	43.9
1FCOPN	139	64x64x67.5	0.28	43.9

## WEIGHTS AND VOLUMES search by code

Code	Page	Dim. of pack. (cm)	Volume (m³)	Weight (kg)
1FCYP9	141	96x65x57.5	0.36	50.8
1FCZA	415	40x20x12	0.01	1.9
1FEVEMCN	122	65x65x53	0.22	38.5
1FEVEPN	121	64x64x67.5	0.28	48
1FEVEVCN	123	65x65x53	0.22	39
1FEVGMC	122	65x65x53	0.22	38.5
1FEVGP	121	64x64x67.5	0.28	48
1FEVGVC	123	65x65x53	0.22	39
1FEVSMC	122	65x65x53	0.22	38.5
1FEVSP	121	64x64x67.5	0.28	48
1FEVSVC	123	65x65x53	0.22	39
1FGL	389	44x19x8.5	0.01	1
1FICN9E	133	93x71x64	0.42	48
1FICN9EI	133	93x71x64	0.42	60
1FICNE9EN	133	93x71x64	0.42	60
1FIOEPN	129	64x64x67.5	0.28	48
1FIOGP	129	64x64x67.5	0.28	48
1FIOSP	129	64x64x67.5	0.28	48
1FIXEPN	131	65x80x66	0.34	50
1FIXGP	131	65x80x66	0.34	48
1FIXSP	131	65x80x66	0.34	50
1FOAM	145	64x64x67.5	0.28	43.9
1FOAP	145	64x64x67.5	0.28	43.9
1FUOM	143	64x64x67.5	0.28	44
1FVAPEN	137	64x64x67.5	0.28	48
1FVAPI	137	64x64x67.5	0.28	48
1FVAPN	137	64x64x67.5	0.28	48
1FZA	415	56x24x2.5	0.01	0.5
1GLN	412	51x41x8	0.02	2.5
1GQN	412	50x28x8	0.01	3.2
1GQRN	412	51x41x8	0.02	3
1GSPA	411	50x8x8	0.01	0.8
1IS12060/2D	273	121x53x22	0.14	10.4
1IS12060/2S	273	121x53x22	0.14	10.4
1IS6060	272	63x53x22	0.07	5.9
1IS6060/1	272	63x53x22	0.07	5.3
1IS9060/1D	273	91x53x22	0.11	7.1
1IS9060/1S	273	91x53x22	0.11	7.1
1IS9060/2	273	91x53x22	0.11	8.6
1KBAS12	209	135x58x36	0.28	27.9
1KBAS9	209	106x62x38	0.25	25.5
1KBDD12	206	128x88x59.5	0.67	67
1KBDD9	206	99x88x59.5	0.52	57.3
1KCYP12	211	127x64x61	0.5	38.1
1KCYP9	211	96x64x61	0.37	31
1KLE9	205	106x63x47	0.31	21
1KMDP12	212	127x64x61	0.5	48.1
1KMDP9	212	96x64x61	0.37	36.7
1KRLMZ	249	35x15x5	0.01	0.5
1KS3	414	30x23x16	0.01	1.3

Code	Page	Dim. of pack. (cm)	Volume (m³)	Weight (kg)
1KSTP12	213	127x64x61	0.5	41.1
1KSTP9	213	96x64x61	0.37	34
1KUNP121	214	127x64x61	0.5	41.1
1KUNP91	214	96x64x61	0.37	34
1LBF9	265	104x55x28	0.16	12.7
1LBF9K	265	104x55x28	0.16	19.9
1LBO61	256	62.5x55x28	0.1	8
1LBO81	256	89.5x55x28	0.14	10.5
1LBO82	256	89.5x55x28	0.14	10.5
1LBS41	254	59.5x49.5x27	0.08	7
1LBS61	254	62.5x55x28	0.1	9
1LBS71	254	90x55x28	0.14	10.3
1LBS81	254	89.5x55x28	0.14	11
1LCY91B	293	94x58x29	0.16	17.5
1LCY91N	293	94x58x29	0.16	17.5
1LCY91NK	293	102x69x47	0.33	20.5
1LES121RD	253	121x53x22	0.14	12
1LES121RS	253	121x53x22	0.14	12
1LES12RD	253	121x53x22	0.14	12
1LES12RS	253	121x53x22	0.14	12
1LES91P	251	95x60x30	0.17	9.9
1LES91PD	251	95x60x30	0.17	9.2
1LES91PS	251	95x60x30	0.17	9.2
1LES91R	252	91x53x22	0.11	9.1
1LES91RD	252	91x53x22	0.11	7.9
1LES91RK	253	102x69x47	0.33	19
1LES91RS	252	91x53x22	0.11	7.9
1LES92P	251	95x60x30	0.17	10.8
1LES92R	252	91x53x22	0.11	10.5
1LFS10D	268	105x53x22	0.12	6.2
1LFS10S	268	105x53x22	0.12	6.2
1LFS12D	268	121x53x22	0.14	6.9
1LFS12S	268	121x53x22	0.14	6.9
1LFS81D	267	87x53x22	0.10	4.5
1LFS81S	267	87x53x22	0.10	4.5
1LFS82	267	87x53x22	0.10	5.7
1LFS82A	268	87x84.5x22	0.16	9.2
1LFS91D	267	91x53x22	0.11	5
1LFS91S	267	91x53x22	0.11	5
1LFS92	267	91x53x22	0.11	5.9
1LFX101	242	115x66x32	0.24	14
1LFX101NK	242	119x69x47	0.39	24
1LFX91	241	66x97x32	0.20	11
1LFX91NK	241	102x69x47	0.33	21
1LLB60	263	66x61x31	0.12	19.5
1LLB606	355	66x61x31	0.12	19.5
1LLB61	261	66x61x31	0.12	8.5
1LLB616	353	66x61x31	0.12	11
1LLB90	263	95x60x30	0.17	23
1LLB91	261	95x61x31	0.18	12.5

## WEIGHTS AND VOLUMES search by code

Code	Page	Dim. of pack. (cm)	Volume (m <sup>3</sup> )	Weight (kg)
1LLB916	353	95x61x31	0.18	12.5
1LLB91K	261	102x69x47	0.33	20.6
1LLV100/D	270	105x53x22	0.12	7.5
1LLV100/S	270	105x53x22	0.12	7.5
1LLV120/2D	270	121x53x22	0.14	8.4
1LLV120/2S	270	121x53x22	0.14	8.4
1LLV90/1D	270	91x53x22	0.11	6
1LLV90/1S	270	91x53x22	0.11	6
1LLV90/2	270	91x53x22	0.11	7.1
1LMDR91	244	95x60x32	0.18	15.2
1LMDR91D	244	95x60x32	0.18	17
1LMDR91S	244	95x60x32	0.18	17
1LMDR92	244	95x60x32	0.18	17.5
1LMZ105	249	110x62x38	0.26	18
1LMZ135	249	140x62x38	0.33	23
1LMZ51	248	62x62x38	0.15	12
1LSO61B	295	69x59x30	0.12	11.5
1LSO61N	295	69x59x30	0.12	11.5
1LSO81B	295	87x58x29	0.15	17.5
1LSO81N	295	87x58x29	0.15	17.5
1LSO82B	296	87x58x29	0.15	17.6
1LSO82N	296	87x58x29	0.15	17.6
1LUN61	258	62.5x55x28	0.1	8
1LUN81	258	89.5x55x28	0.14	10.5
1LUN82	258	89.5x55x28	0.14	10.5
1LVA6I	227	66x64.5x88	0.38	49
1LVE6I	228	66x64.5x88	0.38	49
1MC12	417	27x26x11	0.01	3.1
1MC3	417	27x26x11	0.01	1.4
1MOEN	147	50x65x45.5	0.15	21
1MOGN	147	50x65x45.5	0.15	20.6
1MOI	147	50x65x45.5	0.15	21
1MOIV	147	50x65x45.5	0.15	21
1MOXEN	132	82x54x52	0.23	23.5
1MOXI	132	82x54x52	0.23	23.5
1PBF1	173	44x58x18.5	0.05	10.1
1PBF104	174	106x52x16.5	0.09	17.7
1PBF2	173	44x58x18.5	0.05	9.7
1PBF3ID	199	44x58x18.5	0.05	8.1
1PBF64	174	68x58x16.5	0.07	14.8
1PBF74	174	76x57x16.5	0.07	16.6
1PBF7ID	199	76x57x16.5	0.07	15.2
1PBF95	174	95x59x17	0.1	21.7
1PBFBQ	173	44x58x18.5	0.05	18.3
1PBFK1	173	44x58x18.5	0.05	13.3
1PIDC120N	195	57x128x10.5	0.08	16.5
1PIDC30N	193	60x39x13	0.03	6.1
1PIDC60N	193	67x60x12.5	0.05	10
1PIDC75N	194	87x61x13	0.07	11.6
1PIDC80N	194	61x86x12.5	0.07	12

Code	Page	Dim. of pack. (cm)	Volume (m <sup>3</sup> )	Weight (kg)
1PIDC90N	194	57x100x10.5	0.06	12
1PIDGP6B	196	69x60x13	0.05	8.9
1PIDGP6N	196	69x60x13	0.05	8.9
1PIDI9	185	99x64x14	0.09	18
1PIDS90N	190	100x62x13	0.08	18.1
1PKS90N	191	99x64x14	0.09	23
1PLB2T	164	94x51x16	0.08	17.6
1PLB3T	164	120x52x16	0.1	22.4
1PLB4	164	68x58x16	0.06	14.1
1PLB5	164	95x58x17	0.09	20.1
1PLE12ID	187	124x59x16	0.12	27.6
1PLE2D	163	97x59x16	0.09	25
1PLE3D	163	124x59x16	0.12	30.6
1PLE9ID	187	97x59x16	0.09	22.5
1PMA	417	27x26x11	0.01	0.3
1PMA3	417	27x26x11	0.01	0.5
1PMD104	167	123x52x14	0.09	27.3
1PMD104N	170	125x54x25	0.17	22
1PMD64	166	72x64x14	0.06	21
1PMD64N	170	75x66x25	0.12	17.2
1PMD70	166	87x64x14	0.08	24.3
1PMD70B	169	91x66x25	0.15	19.5
1PMD70N	170	91x66x25	0.15	19.5
1PMD75	166	87x64x14	0.08	24.5
1PMD95	166	99x64x14	0.09	27
1PMD95B	169	102x66x25	0.17	22.5
1PMD95N	170	102x66x25	0.17	22.5
1POF80	181	92.5x57x16	0.08	22.6
1POF90	181	92.5x57x16	0.08	22
1PPB	403	29.5x20x17	0.01	1
1PPBN	403	29.5x20x17	0.01	1
1PPBV	403	29.5x20x17	0.01	1
1PPI	414	40.5x7x49.5	0.01	5
1PPTU	403	38x26.5x16	0.02	1.9
1PPZ	414	40.5x7x49.5	0.01	2.5
1PSP105	179	106x52x16.5	0.09	26
1PSP75	179	77x57x16.5	0.07	20.9
1PSP95	179	92x57x16.5	0.09	26
1PSPT64	179	65x57x16.5	0.06	17.5
1PSS	397	29x13x9	0.01	0.5
1PST	415	72x64x14	0.06	6
1PSU	397	29x13x9	0.01	0.5
1PTF1	345	57x75x18	0.08	12
1PTF2	345	57x75x18	0.08	12
1PTFBQ	346	57x75x18	0.08	18
1PTFID	345	57x75x18	0.08	12
1PTFTK1	346	57x75x18	0.08	18
1PTI1	349	57x75x18	0.08	11
1PTI2	349	57x75x18	0.08	11
1PTI7BQ	350	96x68x18	0.12	32

## WEIGHTS AND VOLUMES search by code

Code	Page	Dim. of pack. (cm)	Volume (m <sup>3</sup> )	Weight (kg)
1PTI8TK	350	96x68x18	0.12	35
1PTIBQ	350	57x75x18	0.08	17
1PTIID	349	57x75x18	0.08	11
1PTITK1	350	57x75x18	0.08	17
1PUN105	176	106x52x16.5	0.09	25.7
1PUN64	176	65x57x16.5	0.06	17.5
1PUN75	176	77x57x16.5	0.07	20.9
1PUN95	176	92x57x16.5	0.09	26
1PZA8N	189	110x71x34	0.27	26
1Q3440I	286	43x49.5x27	0.06	6.4
1Q3440S	286	43x49.5x27	0.06	5.8
1Q4040I	286	49.5x49.5x27	0.07	7
1Q4040S	286	49.5x49.5x27	0.07	6.4
1Q5040I	286	59.5x49.5x27	0.08	8.4
1Q5040S	286	59.5x49.5x27	0.08	7.4
1Q7040I	286	79.5x49.5x27	0.11	10.2
1Q7040S	286	79.5x49.5x27	0.11	9
1QA841I	309	95x60x30	0.17	9.5
1QR34I	284	43x49.5x27	0.06	6.7
1QR34S	284	43x49.5x27	0.06	5.8
1QR406	357	49.5x49.5x27	0.07	6.5
1QR40I	284	49.5x49.5x27	0.07	7
1QR40S	284	49.5x49.5x27	0.07	6.4
1QR506	357	59.5x49.5x27	0.08	8.5
1QR50I	284	59.5x49.5x27	0.08	8.4
1QR50S	284	59.5x49.5x27	0.08	7.4
1QR706	357	79.5x49.5x27	0.11	10.3
1QR70I	284	79.5x49.5x27	0.11	10.2
1QR70S	284	79.5x49.5x27	0.11	9
1QSO61BS	299	69x59x30	0.12	11.4
1QSO61GS	299	69x59x30	0.12	11.4
1QSO61NS	299	69x59x30	0.12	11.4
1QSO81BS	300	87x58x29	0.15	14.3
1QSO81GS	300	87x58x29	0.15	14.3
1QSO81NS	300	87x58x29	0.15	14.3
1QSO82BS	299	87x58x29	0.15	16.9
1QSO82NS	299	87x58x29	0.15	16.9
1RUBBFS	375	38x27.5x5.5	0.01	1.5
1RUBBO1S	375	44x34.5x7	0.01	2.2
1RUBBSM	383	58x37x8	0.02	3
1RUBCY	391	61x38x8.5	0.02	3
1RUBCY1	379	45.5x27.5x8.5	0.01	2
1RUBESS	375	56x27x11	0.02	2
1RUBEVD	369	43x33.5x6.5	0.01	3
1RUBEVDK	379	43x33.5x6.5	0.01	3
1RUBL1D	370	44x34.5x7	0.01	2.4
1RUBMBF1C	370	50.5x30x8	0.01	3
1RUBMBFA	382	50.5x30x8.5	0.01	3.7
1RUBMBFRK	385	42.5x27x6.5	0.01	3.9
1RUBMBC	371	46.5x24x6.5	0.01	1.8

Code	Page	Dim. of pack. (cm)	Volume (m <sup>3</sup> )	Weight (kg)
1RUBMBOA	382	56x30x6.5	0.01	2.4
1RUBMD1	360/367	48x31x9	0.01	2.8
1RUBMDT	361/386	48x31x10	0.01	2.9
1RUBMFSC	370	37.5x20x7.5	0.01	1.5
1RUBMFX	391	80x32.5x8.5	0.02	2.9
1RUBMGL	389	46x29x8.5	0.01	2.6
1RUBMLBI	367	27.5x26.5x8	0.01	3.4
1RUBMOF1C	371	50.5x30x8	0.01	3
1RUBMRKT	361/385	58x29x15	0.03	3.3
1RUBMS2	369	43x27x6	0.01	2.2
1RUBMSTD	373	59x25x9.5	0.01	2.7
1RUBMSTDV	373	59x25x9.5	0.01	2.7
1RUBMXK	327/378	56x30x7.5	0.01	2
1RUBMXS	327/369	56x30x7.5	0.01	2
1RUBMZK	385	80x32x8	0.02	4.6
1RUBO1DS	376	44x34.5x7	0.01	2
1RUBOF316	360/377	56x30x7	0.01	2.5
1RUBS1	373	44x34.5x7	0.01	2.2
1RUBS1DS	376	44x34.5x7	0.01	2.5
1RUBSODB	381	50x31x9	0.01	2.6
1RUBSODG	380	50x31x9	0.01	2.6
1RUBSORN	386	56x30x6.5	0.01	2.4
1RUBSP1	391	57.5x35.5x8	0.02	2.2
1RUBSSA	383	42.5x30.5x6.5	0.01	2.2
1RUBTH	361/383	56x30x7	0.01	3
1RUBUN2	378	50x30.5x8	0.01	2
1RUBUN2D	378	50x30.5x8	0.01	2.6
1RWJ	415	27x26x11	0.01	1
1SPR	413	38x38x8	0.01	1
1SPSI	413	38x33x8	0.01	1
1SPSN	413	38x33x8	0.01	1
1TBF	409	51x41x8	0.02	3.5
1TGMD	411	51x41x8	0.02	1.8
1TGS	411	58x44x18.5	0.05	3.7
1TGSL	411	58x44x18.5	0.05	3.9
1TMZ1	249	65x57x16.5	0.06	5.5
1TMZ2	249	77x57x16.5	0.07	6.5
1TOF26	409	43x26x2	0.01	2
1TOF26N	411	51x41x8	0.02	3.2
1TPKM	401	35x14x13.5	0.01	1.5
1TPKP	399	35x14x13.5	0.01	1.5
1TPS	401	35x14x13.5	0.01	1.5
1TPZA	415	122x33x37	0.15	5.2
1TRE	409	40x35x2	0.01	2
1TREP	410	40x35x2	0.01	2
1TREPMM	409	32x17x2	0.01	1
1TTH	412	51x41x8	0.02	2
1UZA	415	51x26x12.5	0.02	1.7
1VBF	410	50.5x13.5x16	0.01	1
1VLB	410	51x16x13	0.01	1.5

## WEIGHTS AND VOLUMES search by code

Code	Page	Dim. of pack. (cm)	Volume (m <sup>3</sup> )	Weight (kg)
<b>1VOF</b>	<b>410</b>	<b>50x16x13</b>	<b>0.01</b>	<b>1.4</b>
<b>1VSFX</b>	<b>412</b>	<b>50.5x28x8</b>	<b>0.01</b>	<b>2.7</b>
<b>1VSLB</b>	<b>410</b>	<b>50.5x28.5x8</b>	<b>0.01</b>	<b>2.2</b>
<b>1VSOF</b>	<b>410</b>	<b>50x28x8</b>	<b>0.01</b>	<b>2</b>
<b>1VSVQ</b>	<b>412</b>	<b>50.5x28x8</b>	<b>0.01</b>	<b>2.9</b>
<b>1X1840I</b>	<b>279</b>	<b>26x49.5x27</b>	<b>0.03</b>	<b>3.8</b>
<b>1X1840S</b>	<b>279</b>	<b>26x49.5x27</b>	<b>0.03</b>	<b>3.3</b>
<b>1X3440I</b>	<b>279</b>	<b>43x49.5x27</b>	<b>0.06</b>	<b>5.5</b>
<b>1X3440S</b>	<b>279</b>	<b>43x49.5x27</b>	<b>0.06</b>	<b>5</b>
<b>1X4040I</b>	<b>279</b>	<b>49.5x49.5x27</b>	<b>0.07</b>	<b>6.4</b>
<b>1X4040S</b>	<b>279</b>	<b>49.5x49.5x27</b>	<b>0.07</b>	<b>5.5</b>
<b>1X4540I</b>	<b>279</b>	<b>59.5x49.5x27</b>	<b>0.08</b>	<b>6.8</b>
<b>1X4540S</b>	<b>279</b>	<b>59.5x49.5x27</b>	<b>0.08</b>	<b>6.3</b>
<b>1X5040I</b>	<b>280</b>	<b>59.5x49.5x27</b>	<b>0.08</b>	<b>7.2</b>
<b>1X5040S</b>	<b>280</b>	<b>59.5x49.5x27</b>	<b>0.08</b>	<b>6.3</b>
<b>1X50V</b>	<b>282</b>	<b>59.5x49.5x27</b>	<b>0.08</b>	<b>7.2</b>
<b>1X6240I</b>	<b>280</b>	<b>79.5x49.5x27</b>	<b>0.11</b>	<b>8</b>
<b>1X6240S</b>	<b>280</b>	<b>79.5x49.5x27</b>	<b>0.11</b>	<b>7.5</b>
<b>1X642I</b>	<b>280</b>	<b>64x49.5x27</b>	<b>0.09</b>	<b>8.2</b>
<b>1X642S</b>	<b>280</b>	<b>64x49.5x27</b>	<b>0.09</b>	<b>7.7</b>
<b>1X7040I</b>	<b>280</b>	<b>79.5x49.5x27</b>	<b>0.11</b>	<b>9.1</b>
<b>1X7040S</b>	<b>280</b>	<b>79.5x49.5x27</b>	<b>0.11</b>	<b>8.2</b>
<b>1X70V</b>	<b>282</b>	<b>79.5x49.5x27</b>	<b>0.11</b>	<b>9.1</b>
<b>1X842I</b>	<b>281</b>	<b>79.5x49.5x27</b>	<b>0.11</b>	<b>10.3</b>
<b>1X842S</b>	<b>281</b>	<b>79.5x49.5x27</b>	<b>0.11</b>	<b>9.8</b>







# ATTENTION IN MAKING, CARE IN FOLLOWING UP

## Sales points

To get the up-to-date list of authorised distributors, go to the website [www.barazzasrl.it](http://www.barazzasrl.it).

## Information service

Barazza provides an Information service to quickly respond to any requirements relating to:

- information about products and accessories
- problem solving
- instruction booklets
- information about methods of installation

## To contact the Information Service directly:

email: [customer@barazzasrl.it](mailto:customer@barazzasrl.it)

Our attention to our customers is designed to guarantee that every Barazza product bears testimony to its handcrafted perfection and functionality over time. From design to creation to customer satisfaction: every Barazza creation is sculpted with care and excellence at the company's production site, and is followed up with an attentive after-sales service.

## Reserved area

By entering your access details you can enter Barazza's restricted area where you can consult all the on-line documentation, the Mood, Lab and B\_Free Fusion configurators and the interactive Made to Measure price list.

## Shop on-line

Go to the Barazza on-line shop [www.barazza.shop](http://www.barazza.shop) where you can purchase special cleaning products and a huge range of accessories for sinks, bowls, hobs, ovens and hoods along with a full range of power socket holders and accessories for accessorised channels.

## General notes

Barazza reserves the right to make any changes it deems necessary to improve its products at any time and without prior warning. The colours shown are by way of example only.

Full or partial reproduction of this catalogue for commercial purposes, without specific authorisation from Barazza, is strictly forbidden.

**Art Direction:** Claim.Brandindustry  
**Photography:** Fotografica Di Riccardo Munarin R. snr,  
Studio B2, Varianti, Franco Zanussi  
**Digital render outdoor:** Nudesign s.r.l.  
**Lithography, post production:** Daniele Casarsa  
**Technical Layout Editor:** Artlinea - PN

**Paper:** matt glazed paper 130gr  
**Cover:** Fedrigoni Symbol Card 350gr  
**Printed in Italy:** Grafiche Antiga Spa – 05.2025



# ICON KEY

## CROSS ICONS

AISI 304 STAINLESS STEEL	SEALING
4 MM THICK AISI 304 STAINLESS STEEL	VEGGY MODE
AISI 316 STAINLESS STEEL	COOL DOOR
EXTRA-THICK STAINLESS STEEL	SOFT-CLOSE HINGES
ENERGY RATING A	ROTISSERIE
MODULE WIDTH	2 PAIRS OF TELESCOPIC OVEN RAILS
UNIT HEIGHT	TEMPERATURE PROBE
LED LIGHTING	TURNABLE PLATE
AUTOMATIC COOKING PROGRAMS	
SAFETY FUNCTION LOCK	
TOUCH CONTROL	
TOUCH SCREEN	
SOFT-TOUCH FINISH	

## HOBS

STAINLESS STEEL KNOBS
FLAT KNOBS
CAST IRON PAN SUPP.
BURNERS IN LINE

## OVENS AND COORDINATED PRODUCTS

ZEFIRO SYSTEM	INTEGRATED BURNERS
OVEN CAPACITY	ERGONOMIC GRIP
EASY CLEAN OVEN INTERIOR	TEPPANYAKI
CONVECTION FUNCTIONS	BARBECUE
MICROWAVE FUNCTIONS	TIMER
STEAM FUNCTIONS	SAFETY SWITCH-OFF
COFFEE MACHINE	FLAT ECO-DESIGN BURNERS
WARMING DRAWER	IGNITION WITH BATTERY
VACUUM SEALER DRAWER	CHEF DOUBLE RING BURNE 3.5 KW
VACUUM SEALED IN BAG	DOUBLE RING BURNER 3.5 KW
VACUUM SEALED IN CONTAINER	TRIPLE RING BURNER 3.8 KW
	DOUBLE RING BURNER 4 KW

DOUBLE RING BURNER 4.7 KW	FILTER MAINTENANCE WARNING
DOUBLE RING BURNER 5 KW	AIR CIRCULATION FUNCTION
INDUCTION	REMOTE CONTROL INCLUDED
ZONES IN LINE	ADJUSTABLE FLUE HEIGHT
POWER MANAGEMENT	
CHEF COOK FUNCTION	
AUTOMATIC PAN DETECTION	
SELECTIVE PAN DETECTION	
BRIDGE FUNCTION	
BOOSTER	
PAUSE/REMINDER FUNCTION	
PREHEATING	
KEEP WARM	
OVERFLOW ALARM	
RESIDUAL HEAT INDICATOR	
MINUTE MINDER	
INTEGRATED COOKER HOOD	
8 SPEEDS + 2 INTENSIVE SPEED	

## COOKER HOODS

HOOD MOTOR EXTRACTION POWER
3 SPEEDS + INTENSIVE SPEED
PERIMETER EXTRACTION
SPECIAL COOKER HOOD FOR INDUCTION
HOOD-SCALES CONNECTION
STAINLESS STEEL FILTERS

## REFRIGERATORS

ADVANCED NO FROST	ECO WASH
TROPICAL 43°C	AQUAZONE
METAL COOLING	TURBO DRYING
TOUCH SCREEN DISPLAY WITH DUAL CONTROL	TRIPLE WASH & DIRECT WASH
V-LIFT	
LED LIGHTS	
VITAMOD	
HUMIDITY CONTROL TECHNOLOGY	
ZERODEGREE	
SUPER COOL FUNCTION	
FRUIT&VEG	
FAST FREEZE	
DRINK COOL	

SILENT WASH
SLIDING DOOR
ADJUST BASKET HEIGHT
SLIDING UPPER CUTLERY TRAY
SMART WASH
ECO WASH
AQUAZONE
TURBO DRYING
TRIPLE WASH & DIRECT WASH

## SINKS AND BOWLS

BOWL RADIUS
LARGE BOWLS
STAINLESS STEEL COVER
PERIMETER OVERFLOW
STAINLESS STEEL DRAIN COVER
POP-UP PLUG
SMART POP-UP PLUG

## TAPS AND ACCESSORIES

TAP ROTATION
MIXER TAP WITH REMOTE CONTROL
TELESCOPIC TAP
PULL-OUT SPRAY HEAD
PULL-OUT SPRAY HEAD

## DISHWASHERS

15 PLACE SETTINGS
INFOLED
INVERTER MOTOR
AUTODOOR
INTERNAL LIGHT

## INSTALLATION

UNDERMOUNTED	SOUL HIGH EDGE BUILT-IN	SQUARE EDGE BUILT-IN	MIZU KASAI BUILT-IN
FLUSH	LOWERED EDGE BUILT-IN	FLAT GLASS EDGE BUILT-IN	THALAS EDGE BUILT-IN
FLAT EDGE BUILT-IN	STANDARD EDGE BUILT-IN	EDGE BUILT-IN 4 MM	FREESTANDING THALAS

**BARAZZA**  
taste of design

**Barazza srl**

31025 Sarano di S. Lucia di Piave (TV) ITALY  
Via Risorgimento, 14  
Tel. +39 0438 62888 - Fax +39 0438 64901  
info@barazzasrl.it - www.barazzasrl.it

